


# 101 Innovations in Scholarly Communication: How researchers are getting to grip with the myriad of new tools.

 [blogs.lse.ac.uk/impactofsocialsciences/2015/11/11/101-innovations-in-scholarly-communication/](https://blogs.lse.ac.uk/impactofsocialsciences/2015/11/11/101-innovations-in-scholarly-communication/)

11/11/2015

*There has been a surge of new scholarly communication tools in recent years. But how are researchers incorporating these tools into their research workflows? [Jeroen Bosman](#) and [Bianca Kramer](#) are conducting a global survey to investigate the choices researchers are making and why. Insights from these surveys will be valuable for libraries, research support, funders, but also for researchers themselves.*



Are we witnessing a major overhaul of scholarly communication rules and tools? In the last six months alone, this blog has featured posts on all phases of the research cycle. From [Wikipedia](#) (discovery) to [replication](#) (analysis), [Chrome extensions for reference management](#) (writing), the [Open Library of Humanities](#) and [RIO Journal](#) (publishing), [Twitter & blogging](#) (outreach), [altmetrics](#), [R-index](#) and [Publons](#) (peer review and assessment). How to get on grip on the myriad of new tools and standards? Should researchers drop everything they always took for granted? Will switching to open tools make research workflows more efficient? And should that be the goal anyway? Our current research may help researchers and other stakeholders understand what is going on.

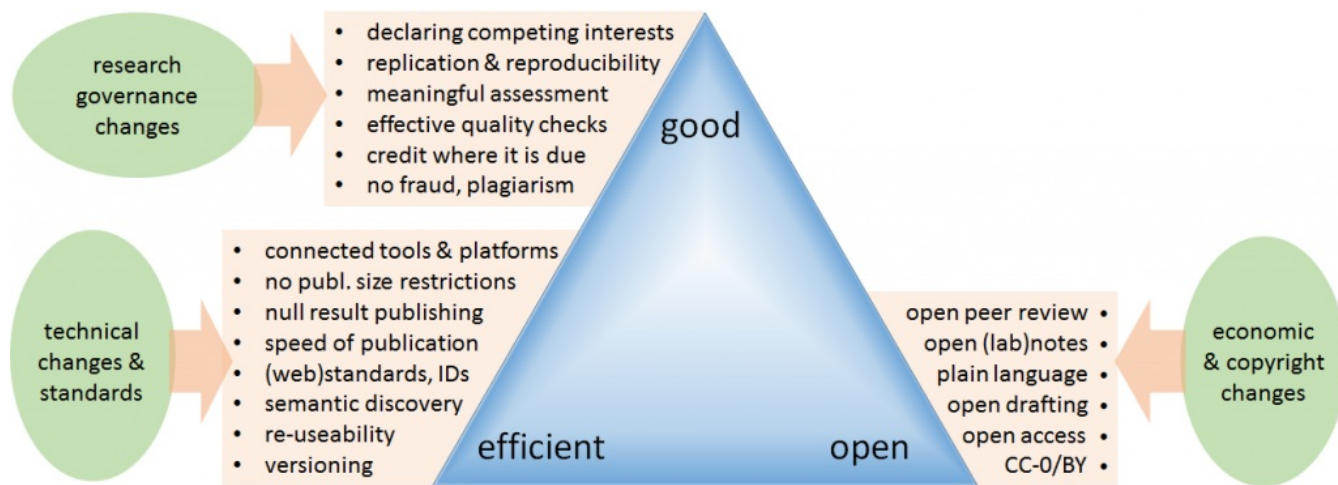




research activity	some tools created since 2013
experimenting and collecting/mining data	ManyLabs, Liquid.io, Sample of Science, Crowdtruth
writing	Authorea, Fiduswriter, RMarkdown, Shiny (RStudio)
journal selection tools	JournalGuide, JournalReviewer, Journalysis, Scirev
publishing	OLH, RIO, ScienceOpen, ProcPos, PaperNow
outreach	Frontiers for Young Minds, DrawScience, Useful Science, SciWorthy

## Simple model

We use a simple model to get a grip on this abundance and variety of tools. The G-E-O model looks at whether the tool makes science **Good**, **Efficient** or **Open**. Tools that make science more open are for instance those facilitating open access, open data, open peer review or even open drafting. Also many outreach tools contribute to openness. For many tools that work towards openness there are barriers such as copyright and the business models of the big publishers. Tools that make science efficient are mostly working on standardization (such as DOI or ORCID), interoperability and well connected platforms. These are mostly technical improvements and standards, that few people oppose to. Finally you've got tools that go for 'good' science, where good mostly implies reproducible, transparent and fair. This is about reporting, acknowledgment, credit, assessment and quality checks. They are all part of research governance, which is the set of rules and norms created by (associations of) universities, societies and publishers. So far, we see enormous amounts of efficiency tools, a fair share of openness tools but only a handful of tools that explicitly aim for reproducible or fair science.



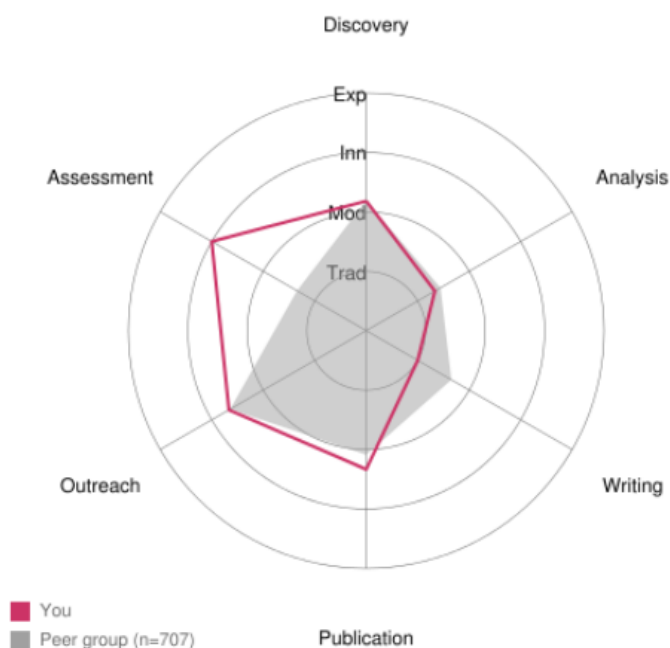
## Global survey

To investigate the choices researchers themselves make in this respect, we are currently engaged in a [global, multilingual survey](#) asking researchers across all disciplines, career stages and countries for their tool usage for 17 research activities in their workflow. Some 5,500 researchers worldwide have responded so far, and we hope to double that number before the survey ends in February, 2016. The survey uses self-selected non-probability sampling. The bias issues inherent to this approach will be addressed with targeted distribution during the runtime of the survey and afterwards with statistical operations. Some 60 institutions across the globe have already partnered with us to distribute the survey within their own organization using [custom URLs](#), allowing us to share institutionally

tagged data with them.

We think the survey can become one of the largest multilingual surveys into researcher practices. Insights from these data, which will be made public in raw, anonymised form, will be valuable for libraries, research support, funders, but also for researchers themselves. They also get immediate preliminary feedback from the survey. For the six phases of the research cycle, a radar chart shows whether someone's tool usage is more traditional or more innovative than the average of their peer group. The reasons for and implications of changing tool usage are the next step of our research, and will be the subject of follow-up in-depth studies with a subset of respondents and with tool creators.

### Innovative and more traditional tools in your workflow and that of your peer group (Postdoc)



#### Classification

##### Traditional tools (Trad)

Add no functionality compared to print era, except online accessibility

##### Modern tools (Mod)

Use scale and linking possibilities of the internet to increase speed and efficiency

##### Innovative tools (Inn)

Actually change 'the way it's always been done' – e.g. user-driven, different business models, changes in the sequence of research activities, shifting stakeholder roles

##### Experimental tools (Exp)

Represent radical change, with sometimes uncertain technologies and outcomes; still under development

### Workflows and interoperability

For researchers it is important to know whether using a new tool will reduce time needed to get desired results or even get results that were hitherto impossible to get. Assessing this is not straightforward, because the use of tools, platforms and websites is tied together over the entire research cycle. Ideas, information, data, publications and assessment move through this cycle and researchers need transitions from one tool or platform to the other to be smooth. Interoperability of tools is key. In addition, researchers' actions and options are not isolated and individual, but linked to the entire ecosystem of tools. Researchers like an efficient workflow, but big players are also taking a workflow/ecosystem view to developing their portfolio of tools. That is the strategic reason for Elsevier to buy and expand Mendeley and for SpringerNature to work with Digital Science within Holtzbrinck. Alternatively you can envision Google and Wikimedia scholarly ecosystems.





## Towards a scholarly commons?

In order for science to proceed unhindered by (proprietary) company ecosystems or the idiosyncrasies of individual researcher workflows, it is increasingly important that we define a set of protocols, principles, API's, formats and ID's to enable any kind of research object to move freely between researchers wanting to add, reuse, comment, and any action and actor to be defined and easily referenced. It is good to know that [Force11](#), the network of forward thinking people in scholarly communication, will organise a number of [workshops](#) next year to imagine what exactly is needed for a future with a scholarly commons.

*Note: This article gives the views of the authors, and not the position of the Impact of Social Science blog, nor of the London School of Economics. Please review our [Comments Policy](#) if you have any concerns on posting a comment below.*

## About the Authors

**Jeroen Bosman** and **Bianca Kramer** work at *Utrecht University Library*, as *geosciences librarian* and *librarian for biomedical sciences*, respectively. They are charting the changing landscape of scholarly communication in their project '[Innovations in Scholarly Communication](#)' and are members of the steering group of the *Force11 Scholarly Commons* initiative. They can be found on Twitter as [@jeroenbosman](#) and [@MsPhelps](#).

- Copyright © The Author (or The Authors) - Unless otherwise stated, this work is licensed under a Creative Commons Attribution Unported 3.0 License.