

[Divya Parmar](#), Aurélia Souares, Germain Savadogo and Rainer Sauerborn

Does community-based health insurance protect household assets?

Conference Item

Original citation:

Parmar, Divya and Souares, Aurélia and Savadogo, Germain and Sauerborn, Rainer (2010) Does community-based health insurance protect household assets? In: 9th International Conference on Health Economics, Management and Policy, 28 June-1 July 2010, Athens, Greece. (Unpublished)

This version available at: <http://eprints.lse.ac.uk/46683/>

Available in LSE Research Online: October 2012

© 2010 The Authors

LSE has developed LSE Research Online so that users may access research output of the School. Copyright © and Moral Rights for the papers on this site are retained by the individual authors and/or other copyright owners. Users may download and/or print one copy of any article(s) in LSE Research Online to facilitate their private study or for non-commercial research. You may not engage in further distribution of the material or use it for any profit-making activities or any commercial gain. You may freely distribute the URL (<http://eprints.lse.ac.uk>) of the LSE Research Online website.



Does community-based health insurance protect household assets?

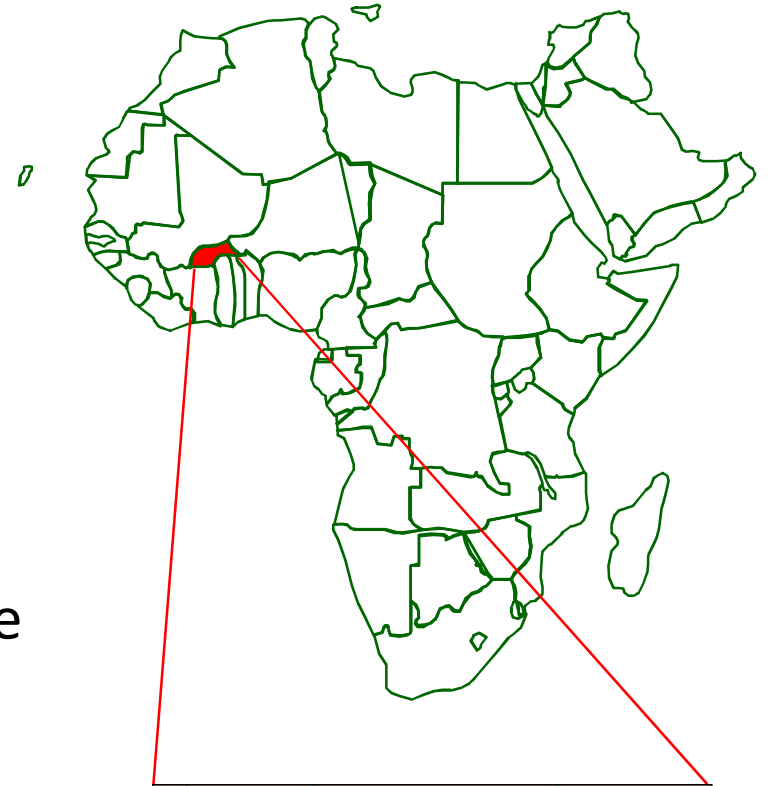
Divya Parmar¹, Aurélia Souares¹,
Germain Savadogo², Rainer Sauerborn¹

¹Institute of Public Health
Heidelberg University
Germany

²Nouna Health Research
Centre
Burkina Faso



Burkina Faso



- Population: 14.4 million
- GNI per capita (PPP): \$1,130 (207/228)
- Occupation: 90% engaged in agriculture
- Spending on health per person: \$7
- Life expectancy m/f (years): 46/49 (199/228)
- Infant mortality rate: 85 /1000 live births
- No. of people per doctor: 33,333

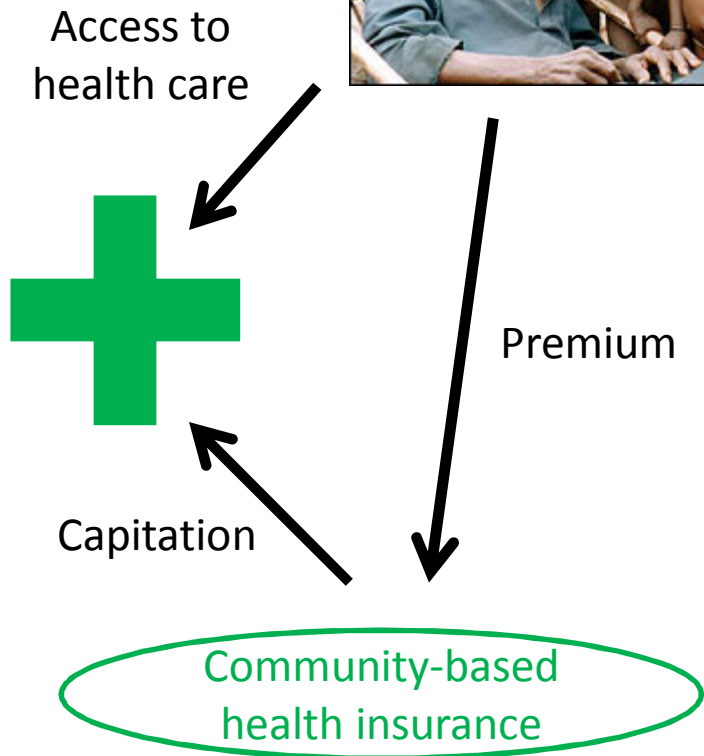


Reference: WHO (2006)



Community-based health insurance

- Managed by the community
- Health risk-sharing and pooling of resources at community level
- Aims:
 - Facilitate access to care
 - Provide financial protection against the cost of illness



Affordable - does not cover the cost of providing insurance/health care

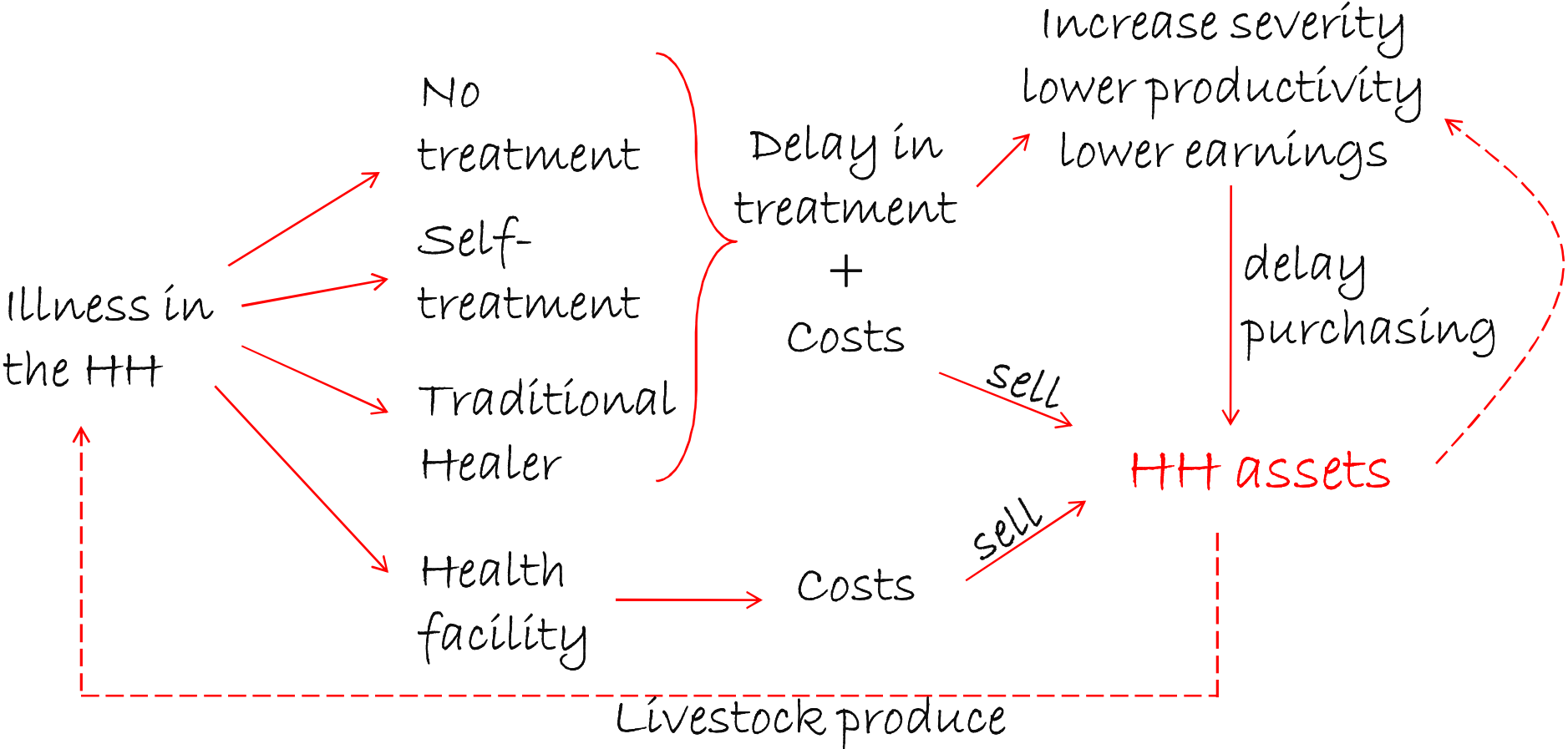
- Introduced in 2004
- Unit of enrolment is the household
- Premium: 1500 CFA (2.29€) adult
500 CFA (0.76€) child

Research Question

Does CBHI protect household assets in the Nouna Health District?

Livestock + household goods

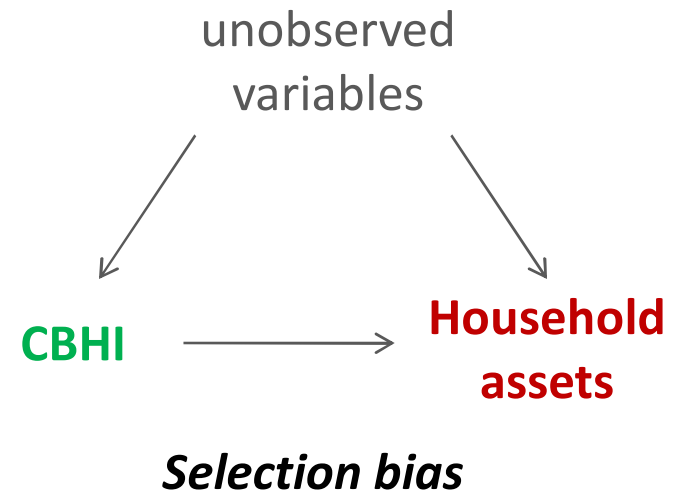
CBHI



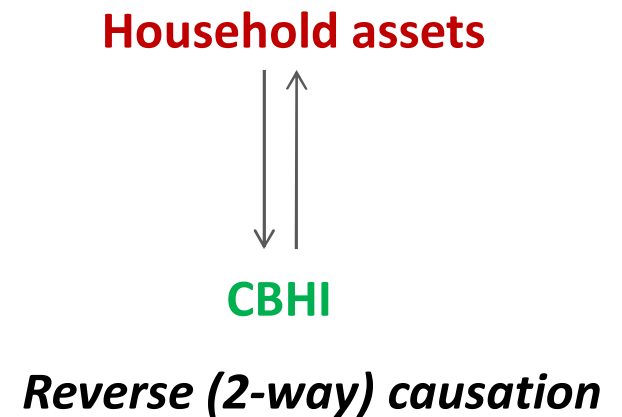
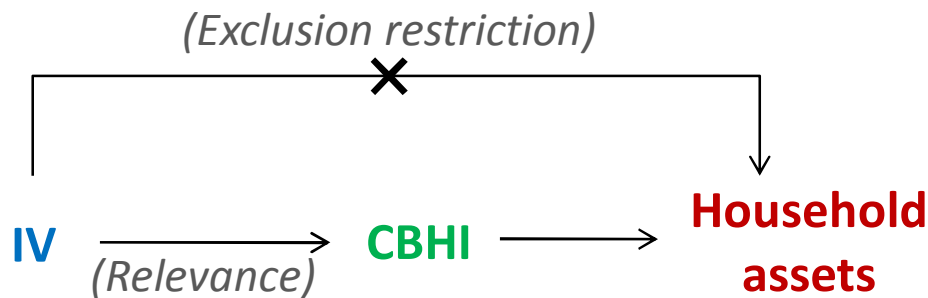
Observational data

Unlike randomized trials, in observational studies the intervention (CBHI) is not randomized...

Enrolment for CBHI is voluntary: we cannot assume that the insured (cases) and uninsured (controls) are similar



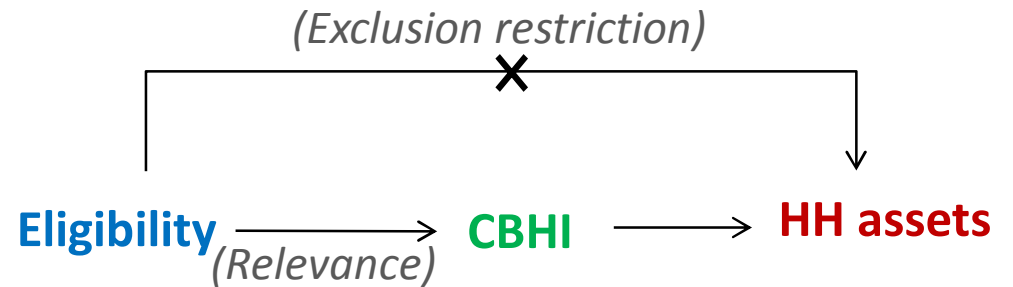
Instrumental variable (IV)



Models

1. Instrumental Variable (IV) Model

- Study area divided into 31 clusters
- CBHI offered randomly
 - 2004: 11 clusters
 - 2005: +9 clusters (11+9=20)
 - 2006: +11 clusters (20+11=31)

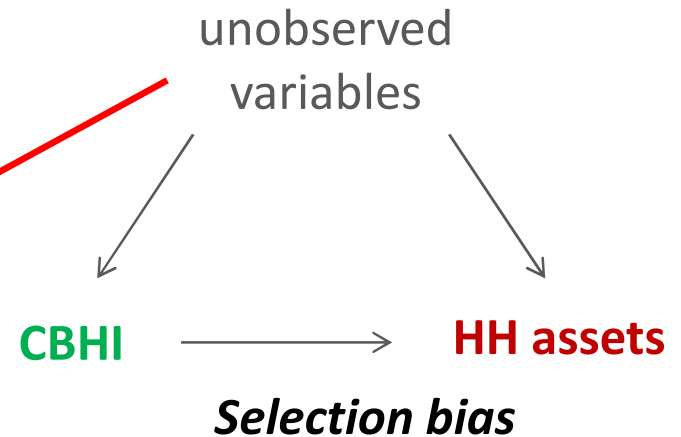


Controls for both self-selection + 2-way causation

2. Fixed Effects (FE) Model

- Entire period: 2004-2007
- Does not control for 2-way causality

Controls for self-selection only due to time invariant variables – ethnicity, religion, etc



Model

$$\text{HH assets}_{it+1} = Z_i \cdot \beta_1 + X_{it} \cdot \beta_2 + \text{nCBHI}_{it} \cdot \beta_3 + u_i + \varepsilon_{it} + \delta_t$$

~~FE~~ model

Per capita HH assets_{it+1}: Monetary value of livestock and goods/HH size

Z_i: observable time-invariant factors e.g. religion, education

X_{it}: observable time varying factors e.g. age, HH size, chronic

nCBHI_{it}: number of insured people in the household

u_i: unobservable time-invariant factors e.g. ability, preference

ε_{it}: household-specific time shock e.g. death in the household

δ_t: sample-specific time shock e.g. drought that effects everyone

Data sources

1. Nouna Health District Household Survey (NHDHS)

- DSS region: 41 villages & Nouna town
- 15% of the population (Total population:67,262)
- Panel survey (same households interviewed every year)
- Conducted every year since 2000

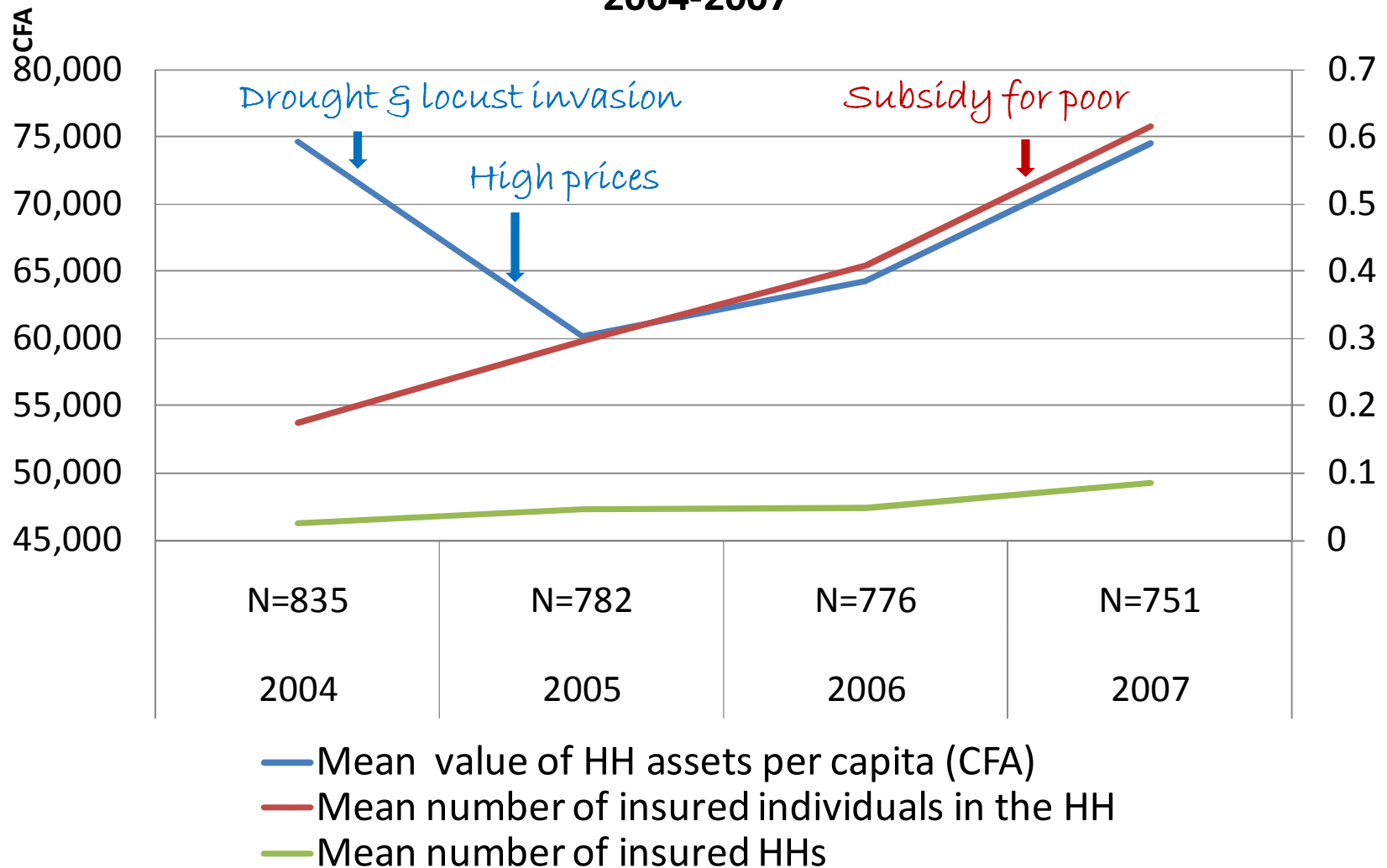


- (0) Socio-demographic: ethnicity, religion, housing conditions, education...*
- (1) Socio-economic: ownership of household goods and livestock...*
- (2) Self-reported morbidity: illness episodes, health-seeking behaviour...*
- (3) Preventive care*
- (4) Risk-sharing & perceptions on quality of health care*
- (5) CBHI: enrolment decisions, reasons for enrolling...*

RESULTS

Descriptive statistics

HH assets per capita and insurance variables 2004-2007



Results: Instrumental Variable (IV) Model for 2004-2005

Variables	Co-efficient	Robust SE	P-value
Insurance	0.222	0.121	0.070
Education	0.273	0.082	0.001
Male	-0.374	0.106	0.000
Year_2005	-0.192	0.035	0.000
No. of clusters		31	
No. of observations		1,588	
Angrist-Pischke 1 st stage chi ²		17.33 (p=0.0000)	} IV is relevant
Angrist-Pischke 1 st stage F statistic		16.47 (p=0.0003)	

Notes:

1. Only variables significant at less than 10% significant level are shown here

2. Model controls for

- Household head characteristics: Ethnicity, Education, Gender, Age, Occupation,
- Household characteristics: Size, Chronic, Eligible
- Village characteristics: Town, Literacy, Water source, Distance, Health facility
- Year dummies

Results: Fixed Effects (FE) Model for 2004-2007

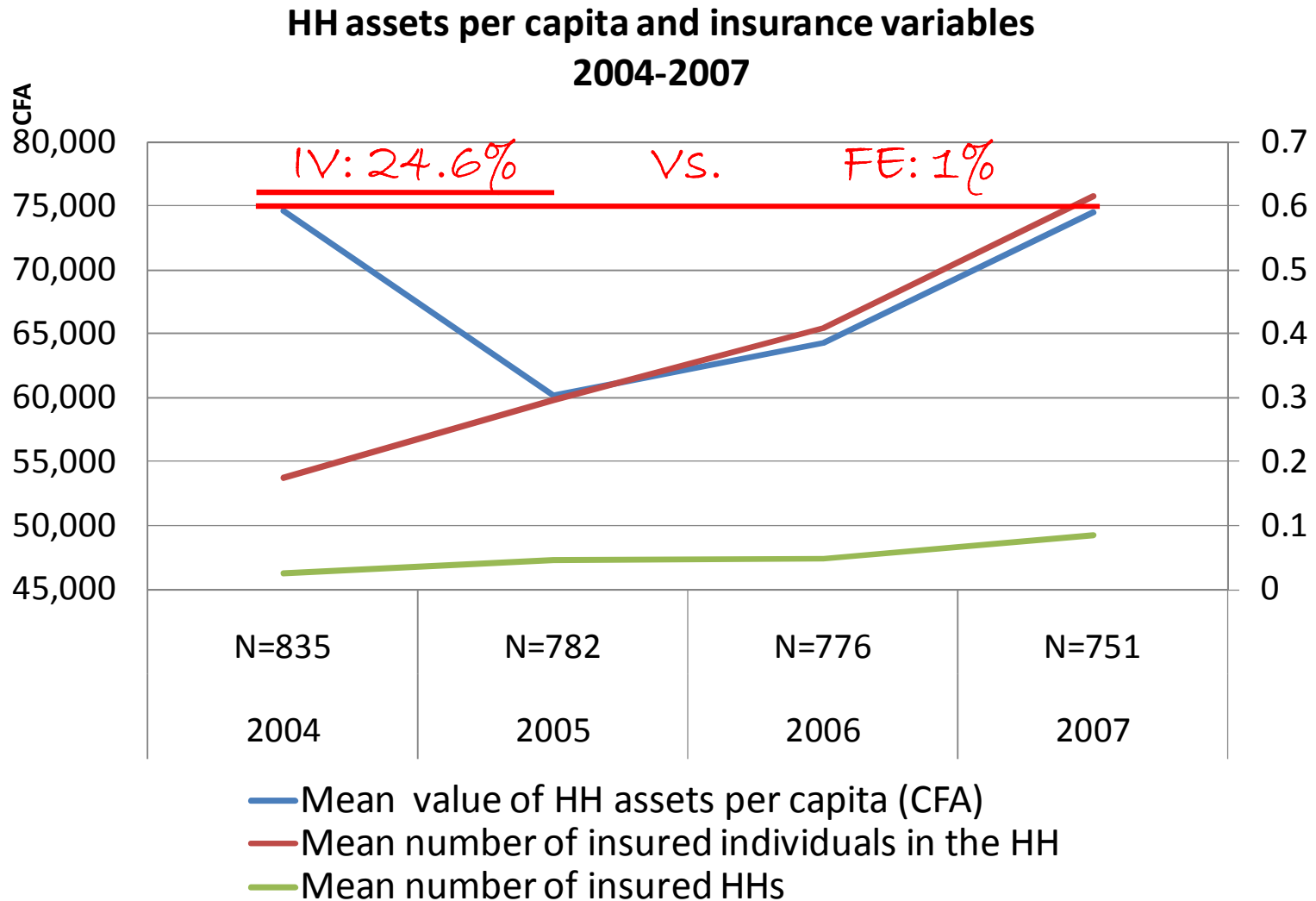
Variables	Co-efficient	Robust SE	P-value
Insurance	0.009	0.005	0.082
Size	-0.125	0.049	0.010
Year_2005	-0.157	0.027	0.000
Year_2006	-0.085	0.031	0.006
Year_2007	0.124	0.034	0.000
No. of clusters		890	
No. of observations		3,144	

Notes:

1. Only variables significant at less than 10% significant level are shown here
2. Only time varying variables are included
 - Household head characteristics: Age
 - Household characteristics: Size, Chronic
 - Village characteristics: Town, Water source, Distance
 - Year dummies

Conclusion

Both models: CBHI protects household assets



Thank you

Any questions, comments ...

