



OPEN

DATA DESCRIPTOR

The International Climate Psychology Collaboration: Climate change-related data collected from 63 countries

Kimberly C. Doell *et al.*[#]

Climate change is currently one of humanity's greatest threats. To help scholars understand the psychology of climate change, we conducted an online quasi-experimental survey on 59,508 participants from 63 countries (collected between July 2022 and July 2023). In a between-subjects design, we tested 11 interventions designed to promote climate change mitigation across four outcomes: climate change belief, support for climate policies, willingness to share information on social media, and performance on an effortful pro-environmental behavioural task. Participants also reported their demographic information (e.g., age, gender) and several other independent variables (e.g., political orientation, perceptions about the scientific consensus). In the no-intervention control group, we also measured important additional variables, such as environmentalist identity and trust in climate science. We report the collaboration procedure, study design, raw and cleaned data, all survey materials, relevant analysis scripts, and data visualisations. This dataset can be used to further the understanding of psychological, demographic, and national-level factors related to individual-level climate action and how these differ across countries.

Background & Summary

Climate change is a global threat to human thriving¹. Combating it more effectively requires massive changes at the individual, collective, and system levels^{1–5}. Research has investigated many factors, including the antecedents, associations, and underlying processes related to climate change mitigation (e.g., beliefs, behaviours)^{6–10}. However, much of this research has been conducted on Western, highly Educated samples from Industrialized, Rich, and Democratic countries (i.e., WEIRD), which limits the generalizability of the findings¹¹. Further, research typically uses correlational methods, precluding an understanding of what factors actually cause climate action. Given that climate change presents a global threat, it is critical to better understand these factors, and how they impact climate change mitigation across the globe¹².

This manuscript describes the data gathered for the **International Collaboration to Understand Climate Action** (<https://bit.ly/3VszDE9>)¹³. This collaboration included 258 researchers and data collected from 63 countries across the globe between July 2022 and July 2023 (Supplemental Figure S1). A total of 83,927 participants signed up to participate, of which 59,508 eligible participants are presented in this manuscript (see below for the inclusion/exclusion criteria). When designing this project, our primary aim was to develop and test 11 expert crowd-sourced interventions (described in Table 1) designed to promote climate change mitigation, assessed by multiple outcome variables, in as many countries as possible (the preregistration for this main aim can be found at https://aspredicted.org/blind.php?x=W83_WTL). The outcomes included belief in climate change, support for climate mitigation policies, willingness to share climate-relevant information on social media, and a modified version of the Work for Environmental Protection Task (WEPT; explained further below)¹⁴.

Each primary outcome was chosen due to its theoretical and practical relevance (see¹²). Briefly, belief in climate change is a key antecedent of pro-environmental intentions, behaviour, and policy support⁶. Public support for a given policy is the top predictor of policy adoption, especially within the realm of climate change^{3,15}.

[#]A full list of authors and their affiliations appears at the end of the paper.

Intervention	Description	Relevant Statistics
Dynamic Social Norms ²⁸	Informs participants of how norms are changing and “more and more people are becoming concerned about climate change”, suggesting that people should take action.	Median duration (SD): 49.50 (126.28) Raw N: 6820 Cleaned N (%): 5172 (75.84)
Work Together Norm ²⁹	Combines referencing a social norm (i.e., “a majority of people are taking steps to reduce their carbon footprint”) with an invitation to “join in” and work together with fellow citizens toward this common goal.	Duration: 162.97 (253.76) Raw N: 6835 Cleaned N: 5160 (75.49)
Effective Collective Action ^{30,31}	Features examples of successful collective action that have had meaningful effects on climate policies (e.g., protests) or have solved past global issues (e.g., the restoration of the ozone layer).	Duration: 154.34 (321.56) Raw N: 6818 Cleaned N: 5169 (75.81)
Psychological Distance ³²	Frames climate change as a proximal risk by using examples of recent natural disasters caused by climate change in each participants’ nation and prompts them to write about the climate impacts on their community.	Duration: 289.55 (337.26) Raw N: 6717 Cleaned N: 4737 (70.52)
System Justification ³³	Frames climate change as threatening to the way of life to each participant’s nation, and makes an appeal to climate action, as the patriotic response.	Duration: 80.17 (152.10) Raw N: 6854 Cleaned N: 5179 (75.56)
Future-Self Continuity ³⁴	Emphasizes identification with future selves by asking each participant to project themselves into the future and write a letter addressed to themselves in the present, describing the actions they would have wanted to take regarding climate change.	Duration: 258.02 (523.07) 6491 Cleaned N: 4226 (65.11)
Negative Emotions ^{35,36}	Exposes participants to ecologically valid scientific facts regarding the impacts of climate change framed in a ‘doom and gloom’ style of messaging that were drawn from different real-world news and media sources.	Duration: 213.10 (295.31) Raw N: 6778 Cleaned N: 5167 (76.23)
Pluralistic Ignorance ³⁷	Presents real public opinion data collected by the United Nations that shows what percentage of people in each participant’s country agree that climate change is a global emergency.	Duration: 36.89 (1055.17) Raw N: 6876 Cleaned N: 5172 (75.22)
Letter to Future Generation ^{38,39}	Emphasizes how one’s current actions impact future generations by asking participants to write a letter to a socially close child who will read it in 25 years when they are an adult, describing current actions towards ensuring a habitable planet.	Duration: 346.20 (490.72) Raw N: 6404 Cleaned N: 4044 (63.15)
Binding Moral Foundations ⁴⁰	Invokes authority (e.g., “From scientists to experts in the military, there is near universal agreement”), purity (e.g., keep our air, water, and land pure), and ingroup-loyalty (e.g., “it is the American solution”) moral foundations.	Duration: 13.48 (58.64) Raw N: 6877 Cleaned N: 5092 (74.04)
Scientific Consensus ²²	Informs participants that “99% of expert climate scientists agree that the Earth is warming, and climate change is happening, mainly because of human activity”.	Duration: 11.76 (272.47) Raw N: 6892 Cleaned N: 5296 (76.84)
Control Condition	Participants read a brief paragraph that was unrelated to climate change (i.e., a short paragraph from the novel “Great Expectations” by Charles Dickens).	Duration: 70.92 (247.49) Raw N: 6847 Cleaned N: 5094 (74.40)

Table 1. Intervention names, descriptions, and relevant statistics.

Discussing and sharing information about climate change with one’s peers is an essential step in addressing climate change^{12,16}, thus we also added the willingness to share information on social media variable. Finally, real, effortful pro-environmental behaviour is needed in order to fight climate change, thus we added the WEPT, which is a web-based task that allows us to measure the amount of effort participants are willing to exert to help protect the environment¹⁴.

In order to easily assess the average impact of the interventions on each of the main outcome variables (beliefs, policy support, social media sharing, and the WEPT), varied across multiple demographics including nationality, political ideology, age, gender, education, income level and perceived level of socioeconomic status, we provide an easy to use and disseminate webtool called the Climate Intervention Webapp: <https://climate-interventions.shinyapps.io/climate-interventions/>.

Our secondary aim was to maximise the utility of the data collected. To do that and also keep the survey length similar across all conditions, participants in the no-intervention control condition responded to numerous additional variables. This included items such as trust in climate scientists, degree of environmentalist identity¹⁷, and second-order climate beliefs (a full list of included items is reported below). A schematic overview of the survey design is shown in Figure 1.

Due to the richness of this dataset¹³, there are a multitude of secondary analyses that are possible. For example, the effectiveness of the interventions can be explored across socio-political variables¹⁸, individualism-collectivism¹⁹, or a number of other factors²⁰.

In addition to the above-mentioned participant data, we also present data from an intervention tournament which was conducted before the study, where collaborators submitted interventions they wished to see tested in this international context (more information can be found in the section “Intervention tournament”, below). We received 36 submissions, which were sorted and cleaned by the organisational team (see below for more). The remaining 11 interventions were then rank-ordered by 188 of our collaborators in terms of their practical and theoretical support (Figure 2). Given the high levels of support from our collaborators for all interventions, we decided to include all 11 interventions in the main project.

Methods

Collaboration Procedure. In early November of 2021, the organising team (i.e., K. C. Doell, M. Vlasceanu, & J. J. Van Bavel) announced a call for collaboration (<https://manylabsclimate.wordpress.com/call-for-collaboration/>) on social media, via personal networks, and by posting on various mailing lists and forums.

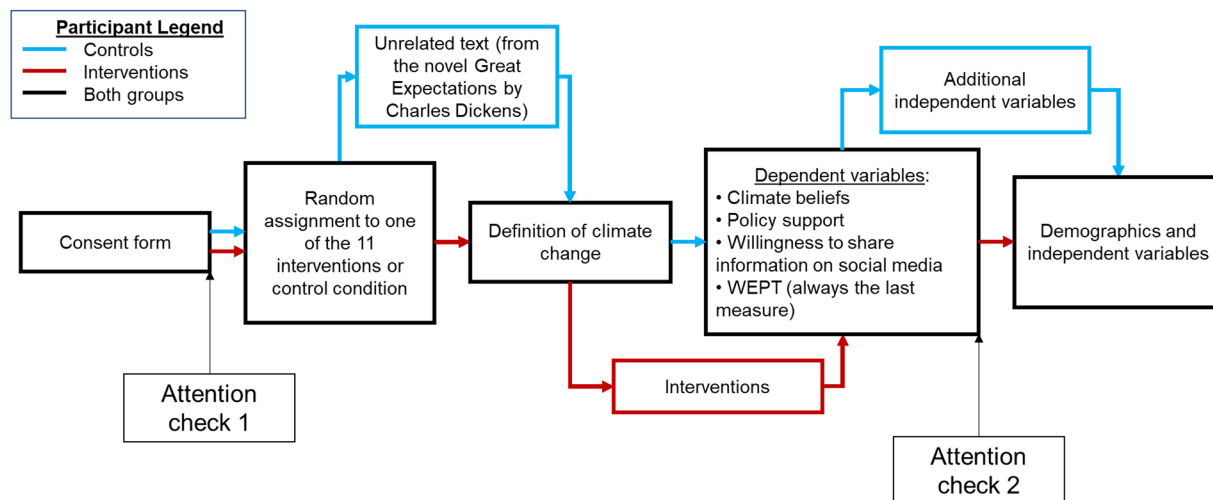


Fig. 1 Schematic overview of the survey flow. The pathways for the control participants are shown in blue, and the intervention participants are shown in red.

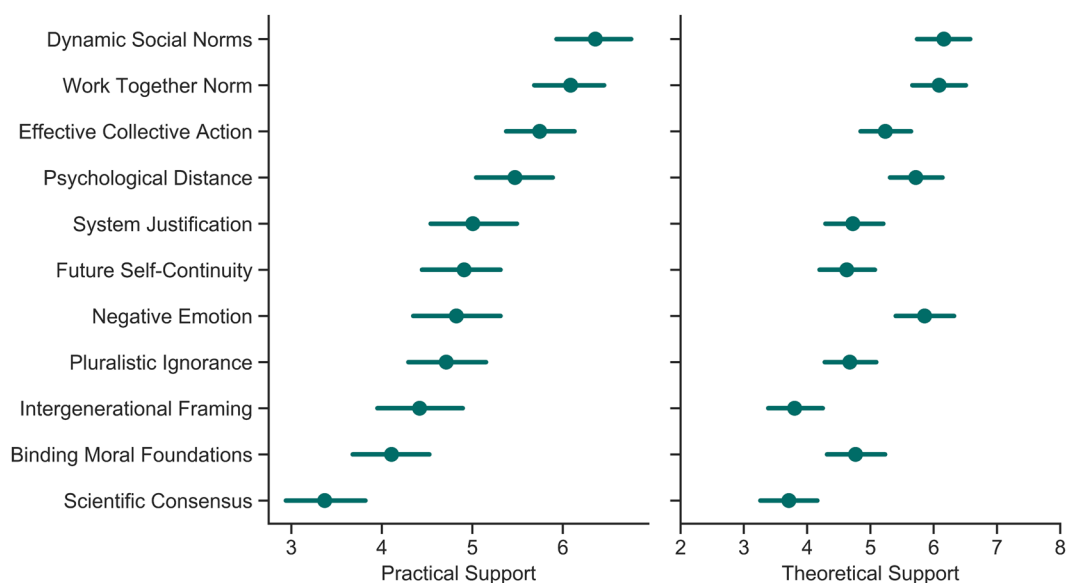


Fig. 2 Average support of each crowdsourced intervention. Support was ranked by a sample of 188 behavioural scientists (coauthors on the current paper) who were asked to rate the interventions on perceived efficiency (practical support) and theoretical value (theoretical support). Error bars are bootstrapped confidence intervals around the mean. The mean is a mean rank, where the rank ordinals are defined such that 10 means most support and 0 means least support.

We announced that researchers could join this collaboration by contributing in one of three ways: (1) collect data (i.e., >500 responses), (2) propose and design an intervention included in the final study, and/or (3) financially contribute to the acquisition of data (i.e., >500 responses) in a country not yet covered in the collaboration. We aimed to limit the cost of collaboration in two specific ways. First, we prioritised creating a relatively short survey (i.e., less than 20 minutes total). This meant the intervention designers had to create interventions that took no more than 5 minutes. Second, while we strongly encouraged data-collection collaborators to recruit representative samples from market research agencies, representative data was not required (see the Participant section for more details).

Intervention tournament. We invited all collaborators to submit proposals for interventions to be tested via the survey platform Qualtrics (<https://www.qualtrics.com/>). They were required to submit a short abstract that outlined their intervention and included any relevant references. They were also required to calculate the effect sizes of each intervention based on previous work. Finally, they were asked to consider time constraints (i.e., no more than 5 minutes).

We received 36 proposed interventions, which two authors from the organisational team screened (who were blinded to the intervention authors). The screening procedure involved removing interventions that were not feasible in an international context (e.g., removing proposals including videos that needed to be translated), relevance for the dependent variables, and theoretical support from prior work (quantified by previously reported effect sizes). We also aggregated similar interventions and duplicates. We identified 11 unique and feasible interventions. We then asked all collaborators to read the short summaries of the interventions and rank-order them based on their practical support (i.e., Please rank the following climate interventions in order of their practical support (will it be successful?) from 1 = “most important”, to 11 = “least important”) and theoretical support (Please rank the following climate interventions (their descriptions are above) in order of their theoretical importance from 1 = “most important”, to 11 = “least important”). We obtained 188 responses from our collaborators in January 2022 (Figure 2). The Qualtrics file, and the data from this survey can be found in the “ClimateManylabs_InterventionTournamentVote” folder in the data repository.

Intervention design. Given high levels of support for all interventions (Figure 2), we tested all 11 interventions in the main study¹². We then contacted the collaborators whose interventions had been selected to be included to coordinate the intervention implementation and programming on the Qualtrics survey platform. All interventions went through two rounds of reviews. First, the organisational team gave the intervention designers feedback on their submissions and allowed them time to address the comments. After receiving the revised interventions, we contacted expert researchers who had published relevant theoretical work, asking them to review each intervention’s implementation critically. For example, Professor John Jost reviewed the System Justification intervention²¹. Professor Sander van der Linden reviewed the Scientific Consensus intervention²². This process was iterated for each of the 11 interventions.

Finally, the organisational team asked all collaborators from around the world for additional feedback on the entire survey, including all interventions, demographics, and independent variables. This was to improve the overall quality and to help reduce any American-centric researcher biases that may have influenced the original survey.

This revision process lasted until the end of May 2022, when we started piloting the final version of the study, on a sample of 723 participants collected in the United States ($M_{\text{age}} = 43.6$; $SD_{\text{age}} = 15.7$; 52% women, 46% men, <2% non-binary). After the piloting was completed (July 2022), we sent our collaborators the final version of the study in Qualtrics, along with an in-depth instructions manual (available at <https://osf.io/ujzcx>) on how to translate and adapt the study to each country. We also instructed our collaborators to obtain ethics approval from their institutions’ review boards before launching data collection.

It should also be noted that multiple interventions included additional questionnaire items mainly meant to increase participant engagement. These additional items, as well as the number of participants that did and did not respond to these items per condition are available in Supplemental Table S4. These results can be used to help estimate the level of engagement of the participants in the cleaned dataset.

Survey translations. Consistency of the survey adaptations was ensured in three ways. First, collaborator teams were instructed to use back-translations to ensure that the text was adequate. Should any disputes arise, they were asked to have multiple native speakers work together to help resolve it. Second, teams that were using the same language were strongly encouraged to work together when translating the survey so that they could more evenly distribute the amount of effort that was required. Not only did this help to reduce the likelihood of fatigue by the translators, but it also meant that there were often several native speakers working on the same translations, ensuring that there was a consensus among them. Finally, the organisational team carefully combed through the submitted survey files using different translation software (e.g., DeepL) to ensure that the entire survey had been translated and adapted sufficiently.

Participants. The data were collected between July 2022 and July 2023. To be included in the cleaned dataset, participants had to be between 18–100 years old, pass two attention checks (i.e., Please select the colour “purple” from the list below.” and “To indicate you are reading this paragraph, please type the word sixty in the text box below.”; the dropout rates by collaborator team are shown in Supplemental Table S6), and pass the WEPT demonstration page. By removing participants who did not pass the attention check, we operated under the assumption that the treatment effects are consistent across both attentive and less attentive groups. This decision was made to enhance data quality while maintaining the assumption of minimal heterogeneous treatment effects.

We also screened the survey files that were uploaded by collaborators to ensure that all translations and country-level adaptations were successfully adopted, and if not, those participants were removed (see the Data Cleaning section). As the main aim of the present data paper is to provide the fullest dataset possible, we opted to include only the above-mentioned inclusion/exclusion criteria when cleaning the data. This allows users to set their own judgements for the boundaries/cutoffs inside of their analyses that make sense for what they would like to do. Thus, there is a small portion of participants included who did not finish the entire survey (2.99% of participants have a 0 in the “Finished” column of the dataset), or participants who did not respond to all items in each subscale.

A total of 83,927 people participated, and 59,508 participants ($M_{\text{age}} = 39.12$, $SD_{\text{age}} = 15.77$; 51% women, 47% men, 0.6% non-binary; Figure 3) from 63 countries passed both attention checks and correctly completed the WEPT demonstration. All collaborator team-level descriptive data for age and gender is shown in Supplemental Table S1. Table 1 shows the breakdown for the number of participants that were originally assigned to each group (i.e., “Raw N”) and the number of participants that were included in each condition in the final cleaned dataset (i.e., “Cleaned N”). These values can be used to calculate and adjust for attrition rates across the dataset.

Sample sizes across 63 countries

Heat map showing the number of respondents from each country

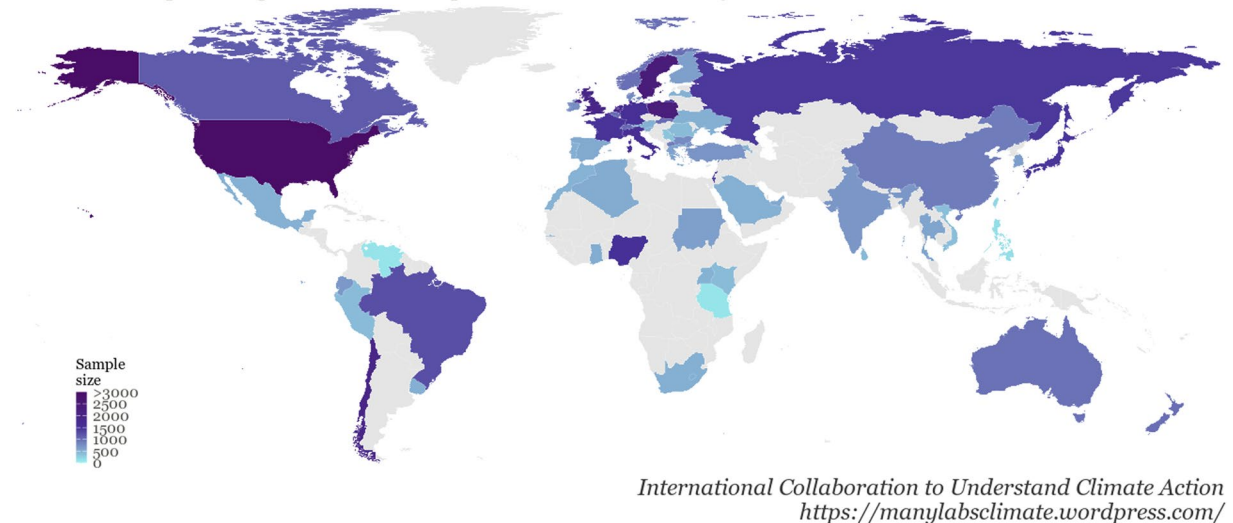


Fig. 3 Data distributions. The number of participants in each of the 63 countries represented in the sample ($N_{\text{total}} = 59,508$).

Overall, 75.05% of the entire sample was matched to the population in some way (e.g., census matched regarding age), and 66% of the sample was matched for both age and gender (see Table 2 for the breakdown of all matched variables). Ethics approval was obtained independently by each data collection team from their corresponding Institutional Review Board (IRB). Only datasets submitted, along with IRB approval or an ethics waiver from IRB, are included in the repository.

Regarding the heterogeneity in the dataset, there are several things to note. First, the sampling procedures differed between countries (e.g., the U.S. samples were all census matched on age, and gender while the Slovakian sample was matched on age, gender, region, and municipality size; Table 2). Thus, there is a large amount of heterogeneity within the dataset. Second, while having a sample that is broadly representative of key demographics is ideal, recent work has found that representative samples are not necessarily required to obtain generalisable estimates of effect sizes within countries²³. Various analyses have highlighted that convenience samples are adequate for estimating treatment effects^{23–25}. Thus, the data included in this manuscript should also be suitable, especially for researchers interested in analysing the treatment effects within our sample.

Experimental design. A dedicated schematic representation of the design can be found in Figure 1. Briefly, all participants were first required to read and acknowledge the informed consent page. At the end of the consent page, participants were exposed to the first attention check (“Please select the color “purple” from the list below. We would like to make sure that you are reading these questions carefully.”). They were then randomly assigned to one of 12 conditions, including the 11 intervention groups (Table 1) or a no-intervention control condition. Participants in the control condition were then exposed to a short, thematically unrelated text from the novel “Great Expectations” by Charles Dickens in order to balance the amount of time spent on this phase of the experiment. Next, all participants were exposed to a definition of climate change: “Climate change is the phenomenon describing the fact that the world’s average temperature has been increasing over the past 150 years and will likely be increasing more in the future.” Participants in the intervention groups were then exposed to their intervention.

All participants were then directed to the dependent variable phase, where, in random order, they rated their (1) climate beliefs, (2) climate policy support, and (3) were given the option to create a social media post. Finally, they could contribute to the tree-planting effort by completing the WEPT. Note that the WEPT was always the last outcome variable measured, while the other three outcomes were measured randomly. Next, participants in the control condition were asked to complete a series of additional variables (described below). Finally, participants were asked to report their demographic information, which included another attention check (“In the previous section, you viewed some information about climate change. To indicate you are reading this paragraph, please type the word sixty in the text box below.”).

Primary Outcomes. Figure 4 shows graphic illustrations of the four primary outcome variables.

Climate change beliefs. Climate beliefs were measured by participants’ answers to the question “How accurate do you think these statements are?” from 0 = *Not at all accurate* to 100 = *Extremely accurate*. The four statements were: “Taking action to fight climate change is necessary to avoid a global catastrophe,” “Human activities are causing climate change,” “Climate change poses a serious threat to humanity,” and “Climate change is a global emergency.”

Sample	Matched Variables	N	%	Sample	Matched Variables	N	%
Algeria	N/A	528	0.89	Philippines	N/A	145	0.24
Armenia	N/A	492	0.83	Poland_1	Age, Gender, Education	1883	3.17
Australia	Age, Gender	979	1.65	Poland_2	N/A	463	0.78
Austria	Age, Gender	502	0.84	Portugal	N/A	499	0.84
Belgium_1	Age, Gender	522	0.88	Romania	N/A	411	0.69
Belgium_2	Age, Gender	512	0.86	Russia_1	N/A	718	1.21
Brazil	Age, Gender, Education	1261	2.12	Russia_2	Region, Ethnicity	395	0.66
Bulgaria	Age, Gender	778	1.31	Russia_3	N/A	322	0.54
Canada_1	N/A	858	1.44	Saudi Arabia	N/A	489	0.82
Canada_2	Age, Gender	303	0.51	Serbia	N/A	337	0.57
Chile	Age, Gender, Region, SES	1992	3.35	Singapore	N/A	500	0.84
China	N/A	896	1.51	Slovakia	Age, Gender, Region, Municipality Size	1027	1.73
Czechia	N/A	547	0.92	Slovenia	Age, Gender	501	0.84
Denmark	Age, Gender, Region	792	1.33	South Africa	Age, Gender	496	0.83
Ecuador	Age, Gender, Region	679	1.14	South Korea	Age, Gender	639	1.08
Finland	Age, Gender	625	1.05	Spain_1	N/A	110	0.19
France	Age, Gender	1480	2.49	Spain_2	Age, Gender, Region	434	0.73
Gambia	N/A	527	0.89	Sri Lanka	N/A	413	0.69
Germany	Age, Gender, Region	1545	2.6	Sudan	Age, Gender	623	1.05
Ghana	Age, Gender	522	0.88	Sweden	Age, Gender	2393	4.03
Greece	Age, Gender	597	1	Switzerland_1	Age, Gender	512	0.86
India	N/A	688	1.16	Switzerland_2	Age, Gender	531	0.89
Ireland	N/A	753	1.27	Taiwan	N/A	206	0.35
Israel	Age, Gender, Region, Ethnicity	1384	2.33	Tanzania	Age, Gender	104	0.17
Italy_1	Age, Gender, Region	591	0.99	Thailand	N/A	586	0.99
Italy_2	Gender	993	1.67	Turkey_1	N/A	359	0.6
Japan_1	N/A	653	1.1	Turkey_2	Age, Gender	347	0.58
Japan_2	Income, Education, Region, Ethnicity	802	1.35	Uganda	Age, Gender	476	0.8
Kenya	Age, Gender	409	0.69	UK_1	N/A	235	0.37
Latvia	Income, Education, Ethnicity	485	0.82	UK_2	Age, Gender	952	1.6
Mexico	Age, Gender	490	0.82	UK_3	N/A	287	0.39
Morocco	Age, Gender	474	0.8	UK_4	Gender	501	0.84
Netherlands_1	Age, Gender	854	1.44	Ukraine	N/A	496	0.83
Netherlands_2	Age, Gender	510	0.86	UAE	Broadly representative for age, gender, and nationality ^a	554	0.93
Netherlands_3	N/A	500	0.84	Uruguay	N/A	497	0.84
New Zealand	Gender	1005	1.69	USA_1	Age, Gender	838	1.41
Nigeria	Age, Gender	1513	2.55	USA_2	Age, Gender, Region, Ethnicity	2360	3.97
N. Macedonia	N/A	878	1.48	USA_3	Age, Gender	5055	8.5
Norway	Age, Gender, Ethnicity	997	1.68	Venezuela	N/A	110	0.19
Peru	Age, Gender	405	0.68	Vietnam	N/A	383	0.64

Table 2. Variables on which the samples in each country were matched to the population. ^aThe UAE has a widely diverse and distinctive demographic composition characterized by a significant proportion of expatriate residents as opposed to citizens, and availability of current figures is limited by the infrequent publication of such data. Thus, the data included here is broadly representative.

Climate change policy support. This dependent variable consisted of participants' level of agreement from 0 = Not at all to 100 = Very much so using a slider (participants could also respond with "not applicable", which is coded as "NA" in the dataset), with the following nine statements: "I support raising carbon taxes on gas/fossil fuels/coal," "I support significantly expanding infrastructure for public transportation," "I support increasing the number of charging stations for electric vehicles," "I support increasing the use of sustainable energy such as wind and solar energy," "I support increasing taxes on airline companies to offset carbon emissions," "I support protecting forested and land areas," "I support investing more in green jobs and businesses," "I support introducing laws to keep waterways and oceans clean," and "I support increasing taxes on carbon-intensive foods (for example, meat and dairy)."

Willingness to share climate information on social media. Participants were first presented with the text, "Did you know that removing meat and dairy for only two out of three meals per day could decrease food-related carbon emissions by 60%? It is an easy way to fight #ClimateChange #ManyLabsClimate" source:

A. Climate change belief

How accurate do you think these statements are?

Not at all Extremely accurate

Human activities are causing climate change.

Climate change poses a serious threat to humanity.

Taking action to fight climate change is necessary to avoid a global catastrophe.

Climate change is a global emergency.

B. Climate policy support

Many countries have introduced policies to help reduce carbon emissions and help to mitigate the climate crisis. This can include the implementation of laws and requirements which broadly aim to reduce various greenhouse gasses.

Please indicate your level of agreement with the following statements.

I support...

Not at all Moderately Very much so

increasing taxes on airline companies to offset carbon emissions

investing more in green jobs and businesses

protecting forested and land areas

raising carbon taxes on gas/fossil fuels/coal

introducing laws to keep waterways and oceans clean

significantly expanding infrastructure for public transportation

increasing taxes on carbon intense foods (for example meat and dairy)

increasing the number of charging stations for electric vehicles

increasing the use of sustainable energy such as wind and solar energy

C. Willingness to share on social media

Did you know that removing meat and dairy for only two out of three meals per day could decrease food-related carbon emissions by 60%? It is an easy way to fight #ClimateChange #ManyLabsClimate source: <https://econ.st/3qjvOnn>

Are you willing to share this information (above) on your social media?

If yes, please do it now, by copying and pasting the entire message.

- Yes, I am willing to share this information.
- I do not use social media.
- I'm not willing to share that.

Please select the platform you posted it on (select all that apply):

- Twitter
- Facebook
- Instagram
- Other (please specify):
- I am not willing to share this information on social media

D. WEPT

The next page will contain **60 numbers**, and if you complete this page we will donate **1 tree** to the Eden Reforestation Project.



If you decide to complete this page, please do so thoroughly because we can only count pages that are at least 90% correct. We will not give you feedback, so please check whether your answers are correct before proceeding to the next page.

Do you want to complete this page? If you click no, you will proceed to the end of the survey, and not be allowed to complete any more number identification tasks.

- yes**
- no**

Identify all those stimuli with an even first digit and an odd second digit. For example, you should click on "25", because the first digit (2) is even and the second digit is odd (5).

48	21	68	13	19	63	24	27	22	63
18	88	37	73	39	66	43	27	93	22
91	59	26	52	53	37	48	44	86	13
18	74	44	65	22	63	78	43	71	57
64	15	82	83	68	98	96	23	69	12
42	74	63	92	31	58	73	28	27	56

Fig. 4 Graphic illustration of the primary outcome variables. **(A)** climate change belief, **(B)** climate policy support, **(C)** willingness to share on social media, **(D)** the WEPT.

<https://econ.st/3qjvOnn> (where “{e://Field/cond}” was replaced with the condition code for each group; an example can be found here <https://bit.ly/3FKcwyq>). Participants were then asked, “Are you willing to share this information on your social media?” the answer options were “Yes, I am willing to share this information,” “I am not willing to share this information,” and “I do not use social media.” Participants who indicated they do not use social media (N = 15,252, 25.9% of the sample) were recoded as NA in this variable to avoid confusion and to exclude them from relevant analyses. Moreover, participants were asked to indicate the platform (e.g., Facebook, Twitter, Instagram) on which they posted the information.

WEPT Tree planting efforts. We used a modified version of the Work for Environmental Protection Task (WEPT) to measure an action with a real-world impact performed at an actual cost to participants¹⁴. This task is a multi-trial web-based procedure that detects consequential pro-environmental behaviour by allowing participants the opportunity to engage in voluntary cognitive effort (i.e., screening numerical stimuli) in exchange

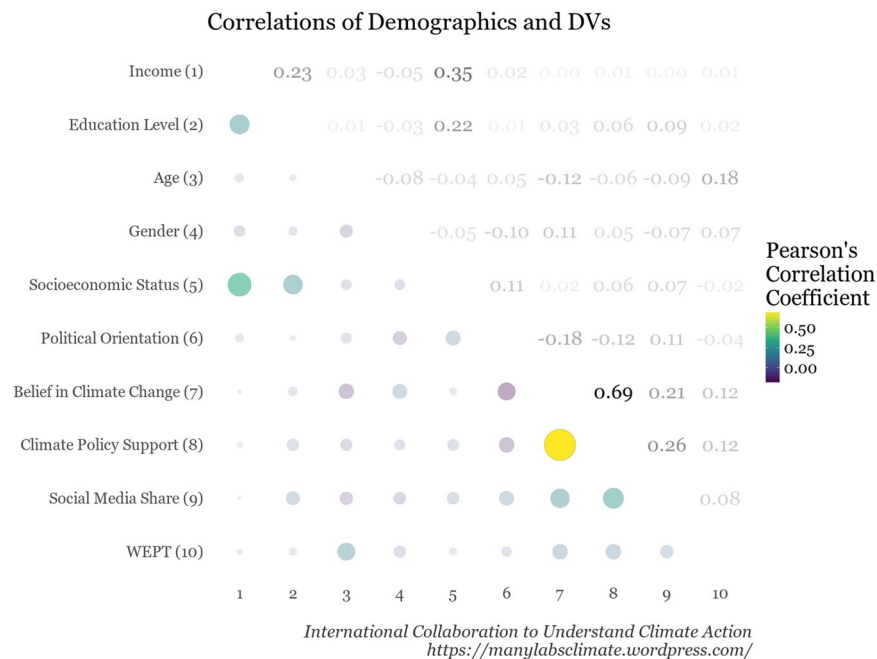


Fig. 5 Correlation matrix showing the Pearson's correlations between the demographic predictors and the four outcome variables.

for donations to an environmental organisation. This measure has been validated and has been found to correlate to self-reports and objective observations of other pro-environmental behaviours and conceptually related measures^{14,26}.

Participants were first exposed to a demonstration of the WEPT, in which they were instructed to identify all target numbers for which the first digit is even and the second digit is odd (4 out of 18 numbers were target numbers on the demonstration page). Participants could not advance the page until they correctly completed the WEPT demonstration. They were then told that planting trees is one of the best ways to combat climate change and that they would have the opportunity to plant up to 8 trees if they chose to engage in additional pages of the item identification task (one tree per page of WEPT completed). These pages contained 60 numbers per page, which participants had to screen for target numbers. Alongside these instructions, participants were shown a pictogram of 8 trees, one of which was coloured green to mark their progress in the task (Figure 4D). Participants were allowed to exit the task at any point with no penalty.

Due to the participants' efforts, 333,333 trees were planted in collaboration with The Eden Reforestation Project. Assuming that the average fully-grown tree absorbs between 10 and 40 kg of carbon dioxide per year, in 5–10 years when all trees are fully grown, the efforts from this project will result in approximately 9,999,990 kg of carbon dioxide sequestered per year, which is the equivalent amount of carbon dioxide used to produce energy for 1,260 US homes per year.

Additional independent variables. As shown in Figure 1, participants from the no-intervention control condition were also required to complete a set of additional independent variables. The items included are listed in Supplemental Table S3.

Demographic block. After briefly explaining why we were measuring some background information, we then measured a series of demographic variables (see Supplemental Table S5). The correlation plot between the variables from the demographic block and the primary outcomes is shown in Figure 5.

Data cleaning. We received individual data files from each collaboration team in either .csv or .xlsx format as well as the Qualtrics files (i.e., .qsf) from the survey (information about each data submission can be found at: <https://osf.io/sd5qb>). Each team's survey file was visually inspected by at least two members of the organisational team (mainly BT & PS) to ensure that they were adapted and translated fully. While some interventions required only translation, others (Work Together Norm, System Justification, Psychological Distance, Pluralistic Ignorance, Dynamic Social Norms, Binding Moral Foundation) required further adaptations on a country-level (the collaborator manual outlining all adaptations can be found at <https://osf.io/ujzcx>). For example, the Binding Moral Foundation intervention contained an image of a person holding a flag, thus, a different image with the respective flag for the country was required. If the image was not changed, we removed the participants receiving this intervention from that collaborator team's data. We documented all unsuccessful/partial translations and adaptation of the interventions (see <https://osf.io/wu6gf> for an overview).

Measure	Cronbach's Alpha	Guttman's split-half coefficient	McDonald's Omega	Proportion of variance explained
Climate Belief	0.90 (0.06)	0.91 (0.05)	0.90 (0.05)	0.71 (0.11)
Policy Support	0.86 (0.04)	0.90 (0.03)	0.85 (0.05)	0.42 (0.07)
Political Orientation	0.77 (0.10)	0.77 (0.10)	0.77 (0.10)	0.64 (0.13)
Environmental Identity	0.90 (0.05)	0.93 (0.04)	0.90 (0.04)	0.70 (0.10)
External Motivation	0.85 (0.07)	0.86 (0.04)	0.86 (0.06)	0.58 (0.10)
Internal Motivation	0.70 (0.17)	0.77 (0.09)	0.78 (0.08)	0.47 (0.10)
Trust in Climate Science	0.85 (0.13)	0.85 (0.13)	0.85 (0.12)	0.75 (0.15)

Table 3. Average and standard deviations (brackets) for the reliability measures averaged across all 63 countries.

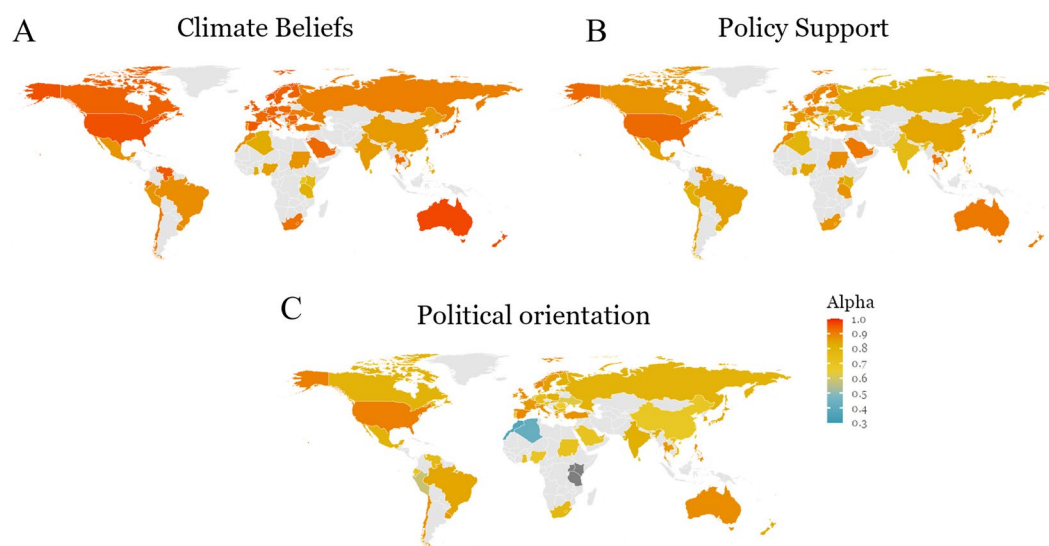


Fig. 6 Internal consistency (Cronbach's alpha) of the items measuring (A) climate change beliefs, (B) policy support, and (C) political orientation, calculated and plotted separately for each country.

The measure for socioeconomic status contained the respective country name, so we inspected the surveys and documented if the name has not been changed to reflect the correct country (see <https://osf.io/ueqgy> for an overview). Additionally, we documented which teams had changed the coding of some of the variables (see <https://osf.io/qbe84> for gender, <https://osf.io/5ypca> for education). Before we merged the individual datasets, we changed the data from the participants who did not give consent to NAs. To merge and clean these raw data, minor modifications were introduced, which are briefly described below, and fully documented in the dataset merging script (<https://osf.io/uam3y>) and cleaning script (<https://osf.io/4rm7g>).

In the merging script, each dataset was imported into R individually. When encountering ambiguous date formats (such as those found in start date, end date, and record date), we manually specified the correct format and standardized them. Column names which were inconsistent with the original survey were renamed or removed, and the attention checks were recorded to ensure accuracy. The merged raw dataset can be found on OSF (see <https://osf.io/snuwd>).

In the cleaning script, all variables were checked to ensure they were coded in a consistent and comparable way. For example, there were some mistakes with the way that education was coded for some teams, so the data were individually recoded. Next, the empty rows for the non-consenting participants were removed, as well as survey tests that some teams did not remove when submitting their data. Next, participants who were not assigned a condition due to technical issues were removed ($N = 1,753$), as well as participants with invalid age values (less than 18 or more than 100, $N = 157$). Any errors that were identified for the survey translation and adaptation were then corrected individually, and participants were removed accordingly ($N = 1,010$). Participants who did not pass the two attention checks (first: $N = 574$, second: $N = 20,194$), nor the WEPT demonstration ($N = 354$) were then removed. The cleaned dataset can be found on OSF (see <https://osf.io/xum6b>).

Data Records

All materials for this project are openly available on the project's repository hosted on Open Science Framework (<https://osf.io/ytf89/>)¹³.

Navigating the repository. The file repository is organised in several folders:

- **ClimateManylabs_Code** folder contains R scripts, including the code for merging the raw datasets submitted by each of the collaborators (`datapaper_merging_raw.R`), the code for cleaning the data (`datapaper_cleaning.R`) and the code for reproducing the figures (`datapaper_figures_code.R`).
- **ClimateManylabs_CollaboratorResources** contains the document with the information on ethics application (`ethics_application_materials.pdf`), the manual the collaborators received for adapting the interventions to their country and language (`intervention_adaptation_manual.pdf`) and a pdf file containing the master survey items (`master_survey.pdf`).
- **ClimateManylabs_Data** contains the single raw data files (i.e. all of the submitted datasets from all of the collaborators in a compressed form - `countries_rawdata.7z`), the merged raw dataset (`data_raw.csv`), the cleaned dataset (`data_countries.csv`), an additional cleaned version without the timers (`data_notimers.csv`), a codebook for navigating the dataset (`codebook.xlsx`), the items of the survey we used when asking the collaborators to submit their datasets (`data_submission_survey.pdf`), and the responses to this survey (`manylabsclimate_datasubmission.csv`).
- **ClimateManylabs_InterventionTournamentVote** contains the Qualtrics survey file (`intervention_vote_manylabs.qsf`) used for evaluating the interventions, the data of this survey (`vote_data.xlsx`), and the pdf file where the items of the survey can be seen (`tournament_survey_items.pdf`).
- **ClimateManylabs_IRBs** contains all of the approvals by the ethics boards in the different institutions.
- **ClimateManylabs_QSF** contains all the Qualtrics survey files (`.qsf`) that the collaborators used to collect their data.
- **ClimateManylabs_Supplementary** contains a supplementary figure with the data collection dates (`data_collection_dates.png`), an overview table of how education was coded (`education_coding_overview.xlsx`), how gender was coded (`gender_coding_overview.xlsx`), an overview of whether the interventions were translated and adapted correctly (`intervention_translation_and_adaptation_overview.xlsx`), a table containing the internal consistencies of the measures used in the survey, calculated per country (`measures_internal_consistency_per_country.csv`), and an overview of the adaptation of the socioeconomic status ladder per country (`SES_ladder_countryname_adaptation_overview.xlsx`).

An easy to access guide on navigating the repository can be found in the `README.txt` file on the OSF platform.

Technical Validation

Similar to a previously published many labs dataset²⁷, we calculated numerous indicators of internal consistency at the country level for any scale (Table 2, Supplemental Tables S4-5) that contained more than two items. This included Cronbach's Alpha, McDonald's Omega, Guttman's split-half reliability, and the proportion of variance explained by a unidimensional factor. The average of these measures is shown in Table 3. The full table of results can be found at <https://osf.io/ejtdq>, and visualisations of Cronbach's alpha for climate belief, policy support, and political orientation are shown in Figure 6. Visualisations of Cronbach's alpha for all other variables from Table 3 are shown in Supplemental Figure S2. Across these reliability measures, the majority of variables had good (Cronbach's alpha > 0.70) to excellent (Cronbach's alpha > 0.80) internal consistency.

Usage Notes

We recommend using one of the cleaned datasets. One dataset, which includes all participant timers, and number of clicks per page can be found at <https://osf.io/xum6b>, and a version without any timers/click counts can be found at: <https://osf.io/8q6ue>. For more information on how to navigate the OSF repository read the uploaded `README.txt` file (<https://osf.io/8wh9m>).

Code availability

All data (raw and cleaned), the materials from the study (e.g., Qualtrics surveys, IRB forms, etc.), codebooks, and the code presented in this manuscript are available at <https://osf.io/ytf89>.

Received: 15 January 2024; Accepted: 6 September 2024;

Published online: 01 October 2024

References

1. IPCC. Climate Change 2023: Synthesis Report. Contribution of Working Groups I, II and III to the Sixth Assessment Report of the Intergovernmental Panel on Climate Change. <https://www.ipcc.ch/report/ar6/syr/>, <https://doi.org/10.59327/IPCC/AR6-9789291691647> (2023).
2. Amel, E., Manning, C., Scott, B. & Koger, S. Beyond the roots of human inaction: Fostering collective effort toward ecosystem conservation. *Science* **356**, 275–279 (2017).
3. Drews, S. & Van Den Bergh, J. C. J. M. What explains public support for climate policies? A review of empirical and experimental studies. *Climate Policy* **16**, 855–876 (2016).
4. Nielsen, K. S., Nicholas, K. A., Creutzig, F., Dietz, T. & Stern, P. C. The role of high-socioeconomic-status people in locking in or rapidly reducing energy-driven greenhouse gas emissions. *Nat Energy* **6**, 1011–1016 (2021).
5. Hampton, S. & Whitmarsh, L. Choices for climate action: A review of the multiple roles individuals play. *One Earth* **6**, 1157–1172 (2023).
6. Hornsey, M. J., Harris, E. A., Bain, P. G. & Fielding, K. S. Meta-analyses of the determinants and outcomes of belief in climate change. *Nature Climate Change* **6**, 622–626 (2016).
7. Doell, K. C. *et al.* Leveraging neuroscience for climate change research. *Nat. Clim. Chang.* 1–10, <https://doi.org/10.1038/s41558-023-01857-4> (2023).
8. Doherty, T. J. & Clayton, S. The Psychological Impacts of Global Climate Change. *American Psychologist* **66**, 265–276 (2011).

9. Gifford, R. The Dragons of Inaction: Psychological Barriers That Limit Climate Change Mitigation and Adaptation. *American Psychologist* **66**, 290–302 (2011).
10. Rode, J. B. *et al.* Influencing climate change attitudes in the United States: A systematic review and meta-analysis. *Journal of Environmental Psychology* **76**, 101623 (2021).
11. Henrich, J., Heine, S. J. & Norenzayan, A. The weirdest people in the world? *Behavioral and Brain Sciences* **33**, 61–83 (2010).
12. Vlasceanu, M. *et al.* Addressing climate change with behavioral science: A global intervention tournament in 63 countries. *Science Advances* **10**, eadj5778 (2024).
13. Doell, K. C., Todorova, B., Vlasceanu, M. & Van Bavel, J. J. International Collaboration to Understand Climate Action. OSF <https://doi.org/10.17605/OSF.IO/YTF89> (2024).
14. Lange, F. & Dewitte, S. The Work for Environmental Protection Task: A consequential web-based procedure for studying pro-environmental behavior. *Behavior Research Methods* <https://doi.org/10.3758/s13428-021-01617-2> (2021).
15. Yeganeh, A. J., McCoy, A. P. & Schenk, T. Determinants of climate change policy adoption: A meta-analysis. *Urban Climate* **31**, 100547 (2020).
16. Anderson, A. A. Effects of Social Media Use on Climate Change Opinion, Knowledge, and Behavior. in *Oxford Research Encyclopedia of Climate Science* <https://doi.org/10.1093/acrefore/9780190228620.013.369> (Oxford University Press, 2017)
17. Brick, C. & Lai, C. K. Explicit (but not implicit) environmentalist identity predicts pro-environmental behavior and policy preferences. *Journal of Environmental Psychology* **58**, 8–17 (2018).
18. Berkebile-Weinberg, M., Goldwert, D., Doell, K. C., Van Bavel, J. J. & Vlasceanu, M. The differential impact of climate interventions along the political divide in 60 countries. *Nat Commun* **15**, 3885 (2024).
19. Goldwert, D., Bao, Y. E., Doell, K. C., Van Bavel, J. J. & Vlasceanu, M. The Effects of Climate Action Interventions along Cultural Individualism-Collectivism. Preprint at <https://doi.org/10.31234/osf.io/cv3n4> (2024).
20. Todorova, B. *et al.* Machine learning identifies key individual and nation-level factors predicting climate-relevant beliefs and behaviors. Preprint available at: <https://doi.org/10.31219/osf.io/um69t> (2024).
21. Jost, J. T. & Banaji, M. R. The role of stereotyping in system-justification and the production of false consciousness. *British journal of social psychology* **33**, 1–27 (1994).
22. van der Linden, S. L., Leiserowitz, A. A., Feinberg, G. D. & Maibach, E. W. How to communicate the scientific consensus on climate change: plain facts, pie charts or metaphors? *Climatic Change* **126**, 255–262 (2014).
23. Coppock, A., Leeper, T. J. & Mullinix, K. J. Generalizability of heterogeneous treatment effect estimates across samples. *Proceedings of the National Academy of Sciences* **115**, 12441–12446 (2018).
24. Weinberg, J., Freese, J. & McElhattan, D. Comparing Data Characteristics and Results of an Online Factorial Survey between a Population-Based and a Crowdsourced Sample. *Sociological Science* **1**, 292–310 (2014).
25. Mullinix, K. J., Leeper, T. J., Druckman, J. N. & Freese, J. The Generalizability of Survey Experiments. *Journal of Experimental Political Science* **2**, 109–138 (2015).
26. Lange, F. & Dewitte, S. Validity and scope sensitivity of the work for Environmental Protection Task. *Journal of Environmental Psychology* **86**, 101967 (2023).
27. Azevedo, F. *et al.* Social and moral psychology of COVID-19 across 69 countries. *Sci Data* **10**, 272 (2023).
28. Sparkman, G. & Walton, G. M. Dynamic Norms Promote Sustainable Behavior, Even if It Is Counternormative. *Psychological Science* **28**, 1663–1674 (2017).
29. Howe, L. C., Carr, P. B. & Walton, G. M. Normative appeals motivate people to contribute to collective action problems more when they invite people to work together toward a common goal. *Journal of Personality and Social Psychology* **121**, 215–238 (2021).
30. Goldenberg, A. *et al.* Testing the impact and durability of a group malleability intervention in the context of the Israeli–Palestinian conflict. *Proceedings of the National Academy of Sciences* **115**, 696–701 (2018).
31. Lizzio-Wilson, M. *et al.* How collective-action failure shapes group heterogeneity and engagement in conventional and radical action over time. *Psychological Science* **32**, 519–535 (2021).
32. Jones, C., Hine, D. W. & Marks, A. D. G. The Future is Now: Reducing Psychological Distance to Increase Public Engagement with Climate Change. *Risk Analysis* **37**, 331–341 (2017).
33. Feygina, I., Jost, J. T. & Goldsmith, R. E. System Justification, the Denial of Global Warming, and the Possibility of “System-Sanctioned Change”. *Pers Soc Psychol Bull* **36**, 326–338 (2010).
34. Hershfield, H. E., Cohen, T. R. & Thompson, L. Short horizons and tempting situations: Lack of continuity to our future selves leads to unethical decision making and behavior. *Organizational Behavior and Human Decision Processes* **117**, 298–310 (2012).
35. Chapman, D. A., Lickel, B. & Markowitz, E. M. Reassessing emotion in climate change communication. *Nature Climate Change* **7**, 850–852 (2017).
36. Doell, K. C., Conte, B. & Brosch, T. Interindividual differences in environmentally relevant positive trait affect impacts sustainable behavior in everyday life. *Scientific Reports* **11**, 1–11 (2021).
37. Geiger, N. & Swim, J. K. Climate of silence: Pluralistic ignorance as a barrier to climate change discussion. *Journal of Environmental Psychology* **47**, 79–90 (2016).
38. Shrum, T. R. The salience of future impacts and the willingness to pay for climate change mitigation: an experiment in intergenerational framing. *Climatic Change* **165**, 1–20 (2021).
39. Wickersham, R. H., Zaval, L., Pachana, N. A. & Smyer, M. A. The impact of place and legacy framing on climate action: A lifespan approach. *PLOS ONE* **15**, e0228963 (2020).
40. Wolsko, C., Ariceaga, H. & Seiden, J. Red, white, and blue enough to be green: Effects of moral framing on climate change attitudes and conservation behaviors. *Journal of Experimental Social Psychology* **65**, 7–19 (2016).

Acknowledgements

We would like to acknowledge the following funding contributions: Google Jigsaw grant (Kimberly C. Doell; Madalina Vlasceanu; Jay J. Van Bavel). Swiss National Science Foundation P400PS_190997 (Kimberly C. Doell). Deutsche Forschungsgemeinschaft (DFG, German Research Foundation) under Germany’s Excellence Strategy – EXC 2117 – 422037984 (Kimberly C. Doell). Dutch Research Council grant 7934 (Karlijn L. van den Broek). European Union Grant No. ID 776608 (Karlijn L. van den Broek). John Templeton Foundation grant 61378 (Mark Alfano). The National Council for Scientific and Technological Development grant (Angélica Andersen). Christ Church College Research Centre grant (Matthew A. J. Apps). David Phillips Fellowship grant BB/R010668/2 (Matthew A. J. Apps). Jacobs Foundation Fellowship (Matthew A. J. Apps). “DFG grant project no. 390683824 (Moritz A. Drupp; Piero Basaglia; Björn Bos)”. NYUAD research funds (Jocelyn J. Bélanger). “The Swiss Federal Office of Energy through the “Energy, Economy, and Society” program grant number: SI/502093-01 (Sebastian Berger)”. The Belgian National Fund for Scientific Research (FRS-FNRS) PDR 0253.19 (Paul Bertin). Fund for scientific development at the Faculty of Psychology at SWPS University in Warsaw (Olga Bialobrzeska). Radboud University Behavioural Science Institute (Daniëlle N. M. Bleize). “Leuphana University Lüneburg research fund (David D. Loschelder; Lea Boecker; Yannik A. Escher; Hannes M. Petrowsky; Meikel Soliman)”. University of

Birmingham Start up Seed Grant (Ayoub Bouguettaya). Prime-Pump Fund from University of Birmingham (Ayoub Bouguettaya; Mahmoud Elsherif). University of Geneva Faculty Seed Funding (Tobias Brosch). “Pomona College Hirsch Research Initiation Grant (Adam R. Pearson)”. Center for Social Conflict and Cohesion Studies grant ANID/FONDAP #15130009 (Héctor Carvacho; Silvana D’Ottone). Center for Intercultural and Indigenous Research grant ANID/FONDAP #15110006 (Héctor Carvacho; Silvana D’Ottone). National Research Foundation of Korea NRF-2020S1A3A2A02097375 (Dongil Chung; Sunhae Sul). Darden School of Business (Luca Cian). Kieskompas - Election Compass (Tom W. Etienne; Andre P. M. Krouwel; Vladimir Cristea; Alberto López Ortega). The National Agency of Research and Development, National Doctoral Scholarship 24210087 (Silvana D’Ottone). Dutch Science Foundation (NWO) grant VI.Veni.201S.075 (Marijn H.C. Meijers). The Netherlands Organization for Scientific Research (NWO) Vici grant 453-15-005 (Iris Engelhard). Foundation for Science and Technology – FCT (Portuguese Ministry of Science, Technology and Higher Education) grant UIDB/05380/2020 (Ana Rita Farias). The Slovak Research and Development Agency (APVV) contract no. APVV-21-0114 (Andrej Findor). The James McDonnell Foundation 21st Century Science Initiative in Understanding Human Cognition—Scholar Award grant 220020334 (Lucia Freira; Joaquin Navajas). Sponsored Research Agreement between Meta and Fundación Universidad Torcuato Di Tella grant INB2376941 (Lucia Freira; Joaquin Navajas). Thammasat University Fast Track Research Fund (TUFT) 12/2566 (Neil Philip Gains). HSE University Basic Research Program (Dmitry Grigoryev; Albina Gallyamova). ARU Centre for Societies and Groups Research Centre Development Funds (Sarah Gradidge; Annelie J. Harvey; Magdalena Zawisza). University of Stavanger faculty of Social Science research activities grant (Simone Grassini). Center for the Science of Moral Understanding (Kurt Gray). University of Colorado Boulder Faculty research fund (June Gruber). Swiss National Science Foundation grant 203283 (Ulrich J.J. Hahnel). Kochi University of Technology Research Funds (Toshiyuki Himichi). RUB appointment funds (Wilhelm Hofmann). Dean’s Office, College of Arts and Sciences at Seton Hall University (Fanli Jia). Nicolaus Copernicus University (NCU) budget (Dominika Jurgiel; Adrian Dominik Wojcik). Sectorplan Social Sciences and Humanities, The Netherlands (Elena Kantorowicz-Reznichenko). Erasmus Centre of Empirical Legal Studies (ECLS), Erasmus School of Law, Erasmus University Rotterdam, The Netherlands (Elena Kantorowicz-Reznichenko). American University of Sharjah Faculty Research Grant 2020 FRG20-M-B134 (Ozgur Kaya; Ilker Kaya). Centre for Social and Early Emotional Development SEED grant (Anna Klas; Emily J. Kothe). ANU Futures Grant (Colin Klein). Research Council of Norway through Centres of Excellence Scheme, FAIR project No 262675 (Hallgeir Sjåstad and Simen Bø). Aarhus University Research Foundation grant AUFF-E-2021-7-16 (Ruth Krebs; Laila Nockur). Social Perception and Intergroup Inequality Lab at Cornell University (Amy R. Krosch). COVID-19 Rapid Response grant, University of Vienna (Claus Lamm). Austrian Science Fund FWF I3381 (Claus Lamm). Austrian Science Fund FWF: W1262-B29 (Boryana Todorova). FWO Postdoctoral Fellowship 12U1221N (Florian Lange). National Geographic Society (Julia Lee Cunningham). University of Michigan Ross School of Business Faculty Research Funds (Julia Lee Cunningham). The Clemson University Media Forensics Hub (Jeffrey Lees). Norwegian Retailers’ Environment Fund, Poster Competition Grant 2022 (Isabel Richter). John Templeton Foundation grant 62631 (Neil Levy; Robert M. Ross). ARC Discovery Project DP180102384 (Neil Levy). Medical Research Council Fellowship grant MR/P014097/1 (Patricia L. Lockwood). Medical Research Council Fellowship grant MR/P014097/2 (Patricia L. Lockwood). Jacobs Foundation (Patricia L. Lockwood). Wellcome Trust and the Royal Society Sir Henry Dale Fellowship grant 223264/Z/21/Z (Patricia L. Lockwood). JFRAP grant (Jackson G. Lu). Social Sciences and Humanities Research Council (SSHRC) Doctoral Fellowship (Yu Luo). Simon Fraser University Psychology Department Research Grant (Annika E. Lutz; Michael T. Schmitt). GU internal funding (Abigail A. Marsh; Shawn A. Rhoads). FAPESP 2014/50279-4 (Karen Louise Mascarenhas). FAPESP 2020/15230-5 (Karen Louise Mascarenhas). Shell Brasil (Karen Louise Mascarenhas). Brazil’s National Oil, Natural Gas and Biofuels Agency (ANP) through the R&D levy regulation (Karen Louise Mascarenhas). ANR grant SCALUP, ANR-21-CE28-0016-01 (Hugo Mercier). NOMIS Foundation grant for the Centre for the Politics of Feelings (Katerina Michalaki; Manos Tsakiris). “Applied Moral Psychology Lab at Cornell University (Sarah Milliron; Laura Niemi; Magdalena Zawisza)”. Universidad Peruana Cayetano Heredia Project 209465 (Fredy S. Monge-Rodríguez). Belgian National Fund for Scientific Research (FRS-FNRS) grant PDR 0253.19 (Youri L. Mora). Riksbankens Jubileumsfond grant P21-0384 (Gustav Nilsson). European Research Council funded by the UKRI Grant EP/X02170X/1 (Maria Serena Panasiti; Giovanni Antonio Travaglino). Statutory Funding of Institute of Psychology, University of Silesia in Katowice (Mariola Paruzel-Czachura). Aarhus University Research Foundation AUFF-E-2018-7-13 (Stefan Pfattheicher). São Paulo Research Foundation (FAPESP) grant 2019/26665-5 (Gabriel G. Rêgo). Mistletoe Unfettered Research Grant, National Science Foundation GRFP Award 1937959 (Shawn A. Rhoads). Japan Society for the Promotion of Science grant 21J01224 (Toshiki Saito). Institute of Psychology & the Faculty of Social and Political Sciences, University of Lausanne (Oriane Sarrasin). Universitat Ramon Llull, Esade Business School (Katharina Schmid). University of St Andrews (Philipp Schoenegger). Dutch Science Foundation (NWO) VI.Veni.191 G.034 (Christin Scholz). Universität Hamburg (Stefan Schulreich). Faculty of Health PhD fellowship, Aarhus University (Katia Soud). School of Medicine and Psychology, Australian National University (Samantha K. Stanley). Swedish Research Council grant 2018-01755 (Gustav Tinghög). Russian Federation Government grant project 075-15-2021-611 (Danila Valko). Swedish Research Council (Daniel Västfjäll). Cooperatio Program MCOM (Marek Vranka). Stanford Center on Philanthropy and Civil Society (Robb Willer). Canada Research Chairs program (Jiaying Zhao). For the purpose of open access, the author has applied a CC BY public copyright licence to any Author Accepted Manuscript version arising from this submission.

Author contributions

Conceptualization: K.C.D., B.T., M.V. Data curation and cleaning: K.C.D., B.T., P.S., M.M.B.-W., Y.P. Project Administration: K.C.D., M.V., J.J.V.B., Data visualization: K.C.D., B.T., P.S. Data acquisition: The entire Climate Collaboration, Writing-original draft: K.C.D., B.T., M.V. Writing- editing and reviewing: The entire Climate Collaboration.

Competing interests

André Krouwel (Departments of Political Science and Communication Science at Vrije Universiteit Amsterdam) is the founder and stockholder of Kieskompas (data collection service), but has not financially benefited from this data collection or study. All other co-authors declare no competing interests.

Additional information

Supplementary information The online version contains supplementary material available at <https://doi.org/10.1038/s41597-024-03865-1>.

Correspondence and requests for materials should be addressed to K.C.D., B.T. or M.V.

Reprints and permissions information is available at www.nature.com/reprints.

Publisher's note Springer Nature remains neutral with regard to jurisdictional claims in published maps and institutional affiliations.



Open Access This article is licensed under a Creative Commons Attribution 4.0 International License, which permits use, sharing, adaptation, distribution and reproduction in any medium or format, as long as you give appropriate credit to the original author(s) and the source, provide a link to the Creative Commons licence, and indicate if changes were made. The images or other third party material in this article are included in the article's Creative Commons licence, unless indicated otherwise in a credit line to the material. If material is not included in the article's Creative Commons licence and your intended use is not permitted by statutory regulation or exceeds the permitted use, you will need to obtain permission directly from the copyright holder. To view a copy of this licence, visit <http://creativecommons.org/licenses/by/4.0/>.

© The Author(s) 2024

Kimberly C. Doell^{1,2,3,258} , Boryana Todorova^{1,258} , Madalina Vlasceanu^{4,5,258} , Joseph B. Bak Coleman^{6,7}, Ekaterina Pronizius¹ , Philipp Schumann⁸, Flavio Azevedo⁹ , Yash Patel⁴, Michael M. Berkebile-Wineberg⁴ , Cameron Brick^{10,11} , Florian Lange¹², Samantha J. Grayson¹³, Yifei Pei⁴, Alek Chakroff¹⁴, Karlijn L. van den Broek^{15,16}, Claus Lamm¹ , Denisa Vlasceanu¹⁷, Sara M. Constantino^{18,19}, Steve Rathje⁴, Danielle Goldwert⁴, Ke Fang⁴, Salvatore Maria Aglioti^{20,21} , Mark Alfano²², Andy J. Alvarado-Yepey²³, Angélica Andersen²⁴, Frederik Anseel²⁵, Matthew A. J. Apps²⁶ , Chillar Asadli²⁷, Fonda Jane Awuor²⁸, Piero Basaglia²⁹ , Jocelyn J. Bélanger³⁰, Sebastian Berger³¹ , Paul Bertin^{32,33}, Michał Białek³⁴ , Olga Bialobrzeska³⁵, Michelle Blaya-Burgo³⁶, Daniëlle N. M. Bleize³⁷, Simen Bø³⁸, Lea Boecker³⁹, Paulo S. Boggio⁴⁰, Sylvie Borau⁴¹, Sylvie Borau⁴² , Björn Bos⁴³, Ayoub Bouguettaya⁴⁴, Markus Brauer⁴⁵, Tymofii Brik⁴⁶ , Roman Briker⁴⁷, Tobias Brosch⁴⁸, Ondrej Buchel⁴⁹, Daniel Buonauro⁵⁰, Radhika Butalia⁵¹, Héctor Carvacho⁵², Sarah A. E. Chamberlain⁵³, Hang-Yee Chan⁵⁴, Dawn Chow⁵⁵ , Dongil Chung⁵⁶, Luca Cian⁵⁷, Noa Cohen-Eick^{58,59}, Luis Sebastian Contreras-Huerta^{26,60}, Davide Contu⁶¹, Vladimir Cristea⁶², Jo Cutler²⁶ , Silvana D'Ottone⁶³, Jonas De keersmaecker^{64,65}, Sarah Delcourt¹², Sylvain Delouvé⁶⁶, Kathi Diel⁶⁷, Benjamin D. Douglas⁴⁵, Moritz A. Drupp^{29,68} , Shreya Dubey⁶⁹, Jānis Ekmanis⁷⁰, Christian T. Elbaek⁷¹ , Mahmoud Elsherif^{72,73}, Iris M. Engelhard⁷⁴, Yannik A. Escher⁷⁵, Tom W. Etienne^{62,76}, Laura Farage⁷⁷ , Ana Rita Farias⁷⁸, Stefan Feuerriegel⁷⁹ , Andrej Findor⁸⁰, Lucia Freira⁸¹, Malte Friese⁶⁷ , Neil Philip Gains⁸² , Albina Gallyamova⁸³, Sandra J. Geiger⁸⁴ , Oliver Genschow⁸⁵, Biljana Gjoneska⁸⁶ , Theofilos Gkinopoulos⁸⁷, Beth Goldberg⁸⁸ , Amit Goldenberg^{89,90,91}, Sarah Gradidge⁹², Simone Grassini^{93,94}, Kurt Gray⁹⁵ , Sonja Grelle⁹⁶, Siobhán M. Griffin⁹⁷ , Lusine Grigoryan⁹⁸, Ani Grigoryan⁹⁹, Dmitry Grigoryev⁸³ , June Gruber¹⁰⁰, Johnrev Guilaran¹⁰¹, Britt Hadar¹⁰², Ulf J. J. Hahnel¹⁰³, Eran Halperin⁵⁸, Annelie J. Harvey⁹², Christian A. P. Haugestad¹⁰⁴, Aleksandra M. Herman^{105,106}, Hal E. Hershfield¹⁰⁷, Toshiyuki Himichi¹⁰⁸, Donald W. Hine¹⁰⁹, Wilhelm Hofmann⁹⁶, Lauren Howe¹¹⁰ , Enma T. Huaman-Chulluncuy¹¹¹, Guanxiong Huang¹¹² , Tatsunori Ishii¹¹³ , Ayahito Ito¹¹⁴, Fanli Jia¹¹⁵, John T. Jost⁴, Veljko Jovanović¹¹⁶, Dominika Jurgiel¹¹⁷ , Ondřej Kácha¹¹⁸, Reeta Kankaanpää^{119,120}, Jaroslaw Kantorowicz¹²¹ , Elena Kantorowicz-Reznichenko¹²², Keren Kaplan Mintz^{123,124}, Ilker Kaya¹²⁵ , Ozgur Kaya¹²⁵, Narine Khachatryan⁹⁹, Anna Klas¹²⁶, Colin Klein¹²⁷, Christian A. Klöckner¹²⁸, Lina Koppel¹²⁹, Alexandra I. Kosachenko¹³⁰ , Emily J. Kothe¹²⁶, Ruth Krebs¹³¹, Amy R. Krosch¹³², Andre P. M. Krouwel¹³³, Yara Kyrychenko¹³⁴ , Maria Lagomarsino¹³⁵, Julia Lee Cunningham¹³⁶, Jeffrey Lees^{137,138}, Tak Yan Leung¹³⁹, Neil Levy¹⁴⁰, Patricia L. Lockwood¹²⁶ , Chiara Longoni¹⁴¹, Alberto López Ortega¹⁴²,

David D. Loschelder¹⁴³, Jackson G. Lu¹⁴⁴, Yu Luo¹⁴⁵, Joseph Luomba¹⁴⁶, Annika E. Lutz¹⁴⁷, Johann M. Majer¹⁴⁸, Ezra Markowitz¹⁴⁹, Abigail A. Marsh¹⁵⁰, Karen Louise Mascarenhas^{151,152}, Bwambale Mbilingi¹⁵³, Winfred Mbungu¹⁵⁴, Cillian McHugh¹⁵⁵, Marijn H. C. Meijers¹⁵⁶, Hugo Mercier¹⁵⁷, Fenant Laurent Mhagama¹⁵⁸, Katerina Michalaki¹⁵⁹, Nace Mikus^{1,160}, Sarah G. Milliron¹³², Panagiotis Mitkidis⁷¹, Fredy S. Monge-Rodríguez¹⁶¹, Youri L. Mora^{162,163}, Michael J. Morais¹⁶⁴, David Moreau¹⁶⁵, Kosuke Motoki¹⁶⁶, Manuel Moyano¹⁶⁷, Mathilde Mus¹⁶⁸, Joaquin Navajas^{169,170}, Tam Luong Nguyen¹⁷¹, Dung Minh Nguyen¹⁷², Trieu Nguyen¹⁷², Laura Niemi¹⁷³, Sari R. R. Nijssen¹, Gustav Nilsson^{174,175,176}, Jonas P. Nitschke¹, Laila Nockur¹⁷⁷, Ritah Okura¹⁵³, Sezin Öner¹⁷⁸, Asil Ali Özdoğru^{179,180}, Helena Palumbo¹⁸¹, Costas Panagopoulos¹⁸², Maria Serena Panasiti^{183,184}, Philip Pärnamets¹⁸⁵, Mariola Paruzel-Czachura^{186,187}, Yuri G. Pavlov¹⁸⁸, César Payán-Gómez¹⁸⁹, Adam R. Pearson¹⁵⁰, Leonor Pereira da Costa¹⁹⁰, Hannes M. Petrowsky¹⁹¹, Stefan Pfattheicher¹⁷⁷, Nhat Tan Pham¹⁹², Vladimir Ponizovskiy¹⁹³, Clara Pretus¹⁹⁴, Gabriel G. Rêgo¹⁹⁵, Ritsaart Reimann¹⁴⁰, Shawn A. Rhoads^{196,197}, Julian Riano-Moreno^{198,199}, Isabell Richter²⁰⁰, Jan Philipp Röer²⁰¹, Jahred Rosa-Sullivan²⁰², Robert M. Ross¹⁴⁰, Anandita Sabherwal²⁰³, Toshiki Saito^{204,205}, Oriane Sarrasin²⁰⁶, Nicolas Say²⁰⁷, Katharina Schmid²⁰⁸, Michael T. Schmitt¹⁴⁷, Philipp Schoenegger^{209,210}, Christin Scholz²¹¹, Mariah G. Schug²¹², Stefan Schulreich^{213,214}, Ganga Shreedhar²⁰³, Eric Shuman^{4,215}, Smadar Sivan²¹⁶, Hallgeir Sjøstad³⁸, Meikel Soliman²¹⁷, Katia Soud^{218,219}, Tobia Spampatti^{220,221}, Gregg Sparkman²²², Ognen Spasovski^{223,224}, Samantha K. Stanley²²⁵, Jessica A. Stern²²⁶, Noel Strahm³¹, Yasushi Suko²²⁷, Sunhae Sul²²⁸, Stylianos Syropoulos²²⁹, Neil C. Taylor²³⁰, Elisa Tedaldi²³¹, Gustav Tinghög¹²⁹, Luu Duc Toan Huynh²³², Giovanni Antonio Travaglino²³³, Manos Tsakiris¹⁵⁹, İlayda Tüter²³⁴, Michael Tyrala^{235,236}, Özden Melis Uluğ²³⁷, Arkadiusz Urbanek²³⁸, Danila Valko^{239,240}, Sander van der Linden²⁴¹, Kevin van Schie²⁴², Aart van Stekelenburg²⁴³, Edmunds Vanags²⁴⁴, Daniel Västfjäll²⁴⁵, Stepan Vesely¹²⁸, Jáchym Vintr¹¹⁸, Marek Vranka²⁴⁶, Patrick Otuo Wanguche²⁴⁷, Robb Willer²⁴⁸, Adrian Dominik Wojcik²⁴⁹, Rachel Xu⁸⁸, Anjali Yadav^{250,251}, Magdalena Zawisza⁹², Xian Zhao²⁵², Jiaying Zhao^{145,253}, Dawid Żuk²⁵⁴ & Jay J. Van Bavel^{255,256,257}

¹Department of Cognition, Emotion, and Methods in Psychology, Faculty of Psychology, University of Vienna, Vienna, 1010, Austria. ²Centre for the Advanced Study of Collective Behaviour, University of Konstanz, Konstanz, 78464, Germany. ³Department of Collective Behaviour, Max-Planck Institute of Animal Behavior, Konstanz, 78464, Germany. ⁴Department of Psychology, New York University, New York, 10003, USA. ⁵Department of Environmental Social Sciences, Stanford University, Stanford, 94305, USA. ⁶Craig Newmark Center for Journalism Ethics and Security, Columbia University, New York, 10018, USA. ⁷Institute for Rebooting Social Media, Harvard University, Cambridge, 02138, USA. ⁸Department of Psychology, Carl von Ossietzky University of Oldenburg, Oldenburg, 26129, Germany. ⁹Department of Psychology, University of Groningen, Groningen, 9712TS, The Netherlands. ¹⁰Department of Psychology, University of Amsterdam, Amsterdam, 1018 WT, The Netherlands. ¹¹Department of Psychology, Inland Norway University of Applied Sciences, Elverum, 2418, Norway. ¹²Behavioral Economics and Engineering Group, KU Leuven, Leuven, 3000, Belgium. ¹³Department of Psychology, Stanford University, Stanford, 94305, USA. ¹⁴, San Luis Obispo, 93405, USA. ¹⁵Copernicus Institute of Sustainable Development, Utrecht University, Utrecht, 3584 CB, the Netherlands. ¹⁶Research Centre for Environmental Economics, Heidelberg University, Heidelberg, 69115, Germany. ¹⁷Department of Psychology, University of Pittsburgh, Pittsburgh, 15260, USA. ¹⁸School of Public Policy and Urban Affairs, Northeastern University, Boston, 02115, USA. ¹⁹Department of Psychology, Northeastern University, Boston, 02115, USA. ²⁰Department of Psychology & Neuroscience and Society, Sapienza University of Rome & Italian Institute of Technology, Rome, 179, Italy. ²¹Santa Lucia Foundation, IRCCS, Rome, 185, Italy. ²²Department of Philosophy, Macquarie University, Sydney, 2000, Australia. ²³Universidad Peruana Cayetano Heredia, San Martín de Porres, Lima, 15102, Peru. ²⁴Post-Graduation Program in Linguistics, Federal University of Paraná, Curitiba, 80060150, Brasil. ²⁵UNSW Business School, University of New South Wales, Sydney, 2052, Australia. ²⁶Centre for Human Brain Health, School of Psychology, University of Birmingham, Birmingham, B15 2TT, UK. ²⁷Psychology Scientific Research Institute, Baku, Azerbaijan. ²⁸Kenya Marine and Fisheries Research Institute, Kisumu, 1881- 40100, Kenya. ²⁹Department of Economics, University of Hamburg, Hamburg, 20146, Germany. ³⁰Department of Psychology, New York University Abu Dhabi, Abu Dhabi, 129188, United Arab Emirates. ³¹Department of Sociology, University of Bern, Bern, 3012, Switzerland. ³²LAPCOS, Université Côte d'Azur, Nice, 6357, France. ³³Center for Social and Cultural Psychology, Université libre de Bruxelles, Brussels, 1050, Belgium. ³⁴Institute of Psychology, Faculty of Historical and Pedagogical Sciences, University of Wrocław, Wrocław, 50-120, Poland. ³⁵Institute of Psychology, SWPS University, Warsaw, 03-815, Poland. ³⁶Department of Psychology, Division of Behavioral & Organizational Sciences, Claremont Graduate University, Claremont, 91711, USA. ³⁷Behavioural Science Institute, Radboud University, Nijmegen, 6500 HE, The Netherlands. ³⁸Department of Strategy and Management, Norwegian School of Economics, Bergen, 5045, Norway. ³⁹Department of Economic Psychology, Social Psychology and Experimental Methods, Leuphana University Lüneburg, Lüneburg, 21335, Germany. ⁴⁰Social

and Cognitive Neuroscience Laboratory, Mackenzie Presbyterian University, Sao Paulo, 1241001, Brazil. ⁴¹Institute for Advanced Study in Toulouse, Toulouse, 31000, France. ⁴²Toulouse Business School, Toulouse, 31000, France. ⁴³Department of Economics, University of Hamburg, Hamburg, 20146, Hamburg, Germany. ⁴⁴School of Psychology, University of Birmingham, Birmingham, B15 2TT, UK. ⁴⁵Department of Psychology, University of Wisconsin–Madison, Madison, 53706, USA. ⁴⁶Policy Research Department, Kyiv School of Economics, Kyiv, 2000, Ukraine. ⁴⁷Department of Organisation, Strategy, and Entrepreneurship, School of Business and Economics, Maastricht University, Maastricht, 6211 LK, The Netherlands. ⁴⁸Department of Psychology and Swiss Center for Affective Sciences, University of Geneva, Geneva, 1205, Switzerland. ⁴⁹Institute for Sociology of the Slovak Academy of Sciences, Slovak Academy of Sciences, Bratislava, 81364, Slovakia. ⁵⁰Psychological Science, Pomona College, Claremont, 91711, USA. ⁵¹Department of Movement Sciences, KU Leuven, Leuven, 3001, Belgium. ⁵²Escuela de Psicología, Pontificia Universidad Católica de Chile, Santiago, Chile. ⁵³School of Psychology, Speech, and Hearing, University of Canterbury, University of Canterbury, Christchurch, 8051, New Zealand. ⁵⁴Department of Marketing, King's Business School, King's College London, London, WC2B 4BG, United Kingdom. ⁵⁵Department of Management and Marketing, University of Melbourne, Melbourne, 3010, Australia. ⁵⁶Department of Biomedical Engineering, Ulsan National Institute of Science and Technology, Ulsan, 44919, Republic of Korea. ⁵⁷Department of Marketing, University of Virginia, Darden School of Business, Charlottesville, 22903, USA. ⁵⁸Department of Psychology, The Hebrew University, Jerusalem, 9190501, Israel. ⁵⁹Department of Psychology, University of Groningen, Groningen, 9712 CP, The Netherlands. ⁶⁰Center for Social and Cognitive Neuroscience (CSCN), School of Psychology, Universidad Adolfo Ibáñez, Viña del Mar, Chile. ⁶¹School of Management, Canadian University Dubai, Dubai, 117781, UAE. ⁶²Kieskompas - Election Compass, Amsterdam, 1052XH, The Netherlands. ⁶³Escuela de Psicología, Pontificia Universidad Católica de Chile, Santiago, 8331150, Chile. ⁶⁴Department of Developmental, Personality and Social Psychology, Ghent University, Ghent, 9000, Belgium. ⁶⁵Department of People Management and Organization, Esade Business School, Universitat Ramon Llull, Barcelona, 8034, Spain. ⁶⁶LP3C, Université Rennes 2, Rennes, 35000, France. ⁶⁷Department of Psychology, Saarland University, Saarbrücken, 66123, Germany. ⁶⁸Center for Earth System Research and Sustainability (CEN), University of Hamburg, Hamburg, 20146, Germany. ⁶⁹Amsterdam School of Communication Research, University of Amsterdam, Amsterdam, 1018WV, The Netherlands. ⁷⁰Department of Psychology, University of Latvia, Riga, Latvia. ⁷¹Department of Management, Aarhus University, Aarhus, 8210, Denmark. ⁷²Department of Psychology, University of Birmingham, Birmingham, B15 2TT, United Kingdom. ⁷³Department of Vision Science, University of Leicester, Leicester, LE1 7RH, United Kingdom. ⁷⁴Department of Clinical Psychology, Utrecht University, Utrecht, 3508 TC, the Netherlands. ⁷⁵Institute of Management & Organization, Leuphana University Lüneburg, Lüneburg, 21335, Germany. ⁷⁶Department of Political Science & Annenberg School for Communication, University of Pennsylvania, Philadelphia, 19104, USA. ⁷⁷Department of Psychology, University of Salzburg, Salzburg, 5020, Salzburg, Austria. ⁷⁸HEI-Lab: Digital Human-Environment Interaction Labs, Lusófona University, Lisbon, 1700, Portugal. ⁷⁹LMU Munich School of Management, LMU Munich, Munich, 80539, Germany. ⁸⁰Institute of European Studies and International Relations, Faculty of Social and Economic Sciences, Comenius University Bratislava, Bratislava, 82105, Slovakia. ⁸¹Laboratorio de Neurociencia, Escuela de Negocios, Universidad Torcuato Di Tella, Buenos Aires, C1428, Argentina. ⁸²School of Global Studies, Thammasat University, Bangkok, 12121, Thailand. ⁸³Center for Sociocultural Research, HSE University, Moscow, 101000, Russia. ⁸⁴Environmental Psychology, Department of Cognition, Emotion, and Methods in Psychology, Faculty of Psychology, University of Vienna, Vienna, A-1010, Austria. ⁸⁵Institute for Management and Organization, Leuphana University Lüneburg, Lüneburg, 21335, Germany. ⁸⁶Macedonian Academy of Sciences and Arts, Skopje, 1000, North Macedonia. ⁸⁷Faculty of Philosophy, Institute of Psychology, Faculty of Philosophy, Jagiellonian University, Krakow, 30-060, Poland. ⁸⁸Jigsaw, Google, New York, 10011, USA. ⁸⁹Harvard Business School, Harvard University, Boston, 2163, USA. ⁹⁰Department of Psychology, Harvard University, Cambridge, 2138, USA. ⁹¹Digital Data and Design institute at Harvard, Harvard University, Allston, 2134, USA. ⁹²School of Psychology and Sport Science, Anglia Ruskin University, Cambridge, CB1 1PT, UK. ⁹³Psychosocial Science, University of Bergen, Bergen, 5007, Norway. ⁹⁴Cognitive and Behavioral Neuroscience Laboratory, University of Stavanger, Stavanger, 4021, Norway. ⁹⁵Department of Psychology and Neuroscience, University of North Carolina, Chapel Hill, Chapel Hill, 27599, USA. ⁹⁶Department of Psychology, Ruhr University Bochum, Bochum, 44801, Germany. ⁹⁷Department of Psychology, University of Limerick, Limerick, V94T9PX, Ireland. ⁹⁸Department of Psychology, University of York, York, YO10 5DD, UK. ⁹⁹Department of Personality Psychology, Yerevan State University, Yerevan, "0025", Armenia. ¹⁰⁰Department of Psychology and Neuroscience, University of Colorado Boulder, Boulder, 80309, USA. ¹⁰¹Division of Social Sciences, University of the Philippines Visayas, Miagao, 5023, Philippines. ¹⁰²Baruch Ivcher School of Psychology, Reichman University, Herzliya, 4610101, Israel. ¹⁰³Faculty of Psychology, University of Basel, Basel, 4055, Switzerland. ¹⁰⁴Department of Psychology, University of Oslo, Oslo, 373, Norway. ¹⁰⁵Nencki Institute of Experimental Biology, Polish Academy of Sciences, Warsaw, 02-093, Poland. ¹⁰⁶School of Psychology, University of Sussex, Falmer, BN1 9RH, UK. ¹⁰⁷Anderson School of Management, University of California, Los Angeles, Los Angeles, 90095, USA. ¹⁰⁸School of Economics & Management, Kochi University of Technology, Kami City, 782-8502, Japan. ¹⁰⁹School of Psychology, Speech and Hearing, University of Canterbury, Christchurch, 8051, New Zealand. ¹¹⁰Department of Business Administration, University of Zurich, Zurich, 8032, Switzerland. ¹¹¹Department of Psychology, Universidad Nacional de San Antonio Abad del Cusco, Cusco, 800, Peru. ¹¹²Department of Media and Communication, City University of Hong Kong, Hong Kong, 999077, China. ¹¹³Department of Psychology, Japan Women's University, Tokyo, 1128681, Japan. ¹¹⁴Graduate School of Education, Tohoku University, Sendai, 9808576, Japan. ¹¹⁵Department of Psychology, Seton Hall University, South Orange, 7079, USA. ¹¹⁶Department of Psychology, Faculty of Philosophy, University of Novi Sad, Novi Sad, 21000, Serbia. ¹¹⁷Doctoral School of Social Sciences, Nicolaus Copernicus University, Toruń, 87-100, Poland. ¹¹⁸Green Dock, Hostivice, 25301, Czech Republic. ¹¹⁹Faculty of Social Sciences, Tampere University, Tampere, 33100, Finland. ¹²⁰INVEST Research Flagship, University of Turku, Turku, 20014, Finland. ¹²¹Institute of Security and Global Affairs, Leiden University, The Hague, 2511DP, The Netherlands. ¹²²Erasmus School of Law, Erasmus University Rotterdam, Rotterdam, 3062PA, The Netherlands. ¹²³Shamir Research

Institute, University of Haifa, Haifa, 3498838, Israel. ¹²⁴Department of Learning and Instructional Sciences, University of Haifa, Haifa, 3498838, Israel. ¹²⁵Department of Economics, American University of Sharjah, Sharjah, 26666, UAE. ¹²⁶School of Psychology, Deakin University, Geelong, 3216, Australia. ¹²⁷School of Philosophy, Australian National University, Canberra, 2600, Australia. ¹²⁸Department of Psychology, Norwegian University of Science and Technology, Trondheim, 7049, Norway. ¹²⁹Department of Management and Engineering, Linköping University, Linköping, 58183, Sweden. ¹³⁰Academic and Research Laboratory of Neurotechnology, Ural Federal University, Ekaterinburg, 620075, Russia. ¹³¹Department of Experimental Psychology, Ghent University, Ghent, 9000, Belgium. ¹³²Department of Psychology, Cornell University, Ithaca, 14850, USA. ¹³³Departments of Political Science and Communication Science, Vrije Universiteit Amsterdam, Amsterdam, 1081HV, The Netherlands. ¹³⁴Department of Psychology, University of Cambridge, Cambridge, CB2 3EL, UK. ¹³⁵Psychology of Sustainability and Behavior Change, University of Basel, Basel, 4055, Switzerland. ¹³⁶Management & Organizations, Stephen M. Ross School of Business, University of Michigan, Ann Arbor, 48105, USA. ¹³⁷John E. Walker Department of Economics, Clemson University, Clemson, 29634, USA. ¹³⁸Andlinger Center for Energy and the Environment, Princeton University, Princeton, 8544, USA. ¹³⁹School of Business and Creative Industries, University of the Sunshine Coast, Queensland, 4556, Australia. ¹⁴⁰Department of Philosophy, Macquarie University, Sydney, 2109, Australia. ¹⁴¹Marketing, Bocconi University, Milan, 20136, Italy. ¹⁴²Department of Communication Science, Vrije Universiteit Amsterdam, Amsterdam, 1081HV, The Netherlands. ¹⁴³Institute of Management and Organization, Leuphana University of Lüneburg, Lueneburg, 21337, Germany. ¹⁴⁴MIT Sloan School of Management, Massachusetts Institute of Technology, Cambridge, MA, 2139, USA. ¹⁴⁵Department of Psychology, University of British Columbia, Vancouver, V6T 1Z4, Canada. ¹⁴⁶Tanzanian Fisheries Research Institute, Mwanza, Tanzania. ¹⁴⁷Department of Psychology, Simon Fraser University, Burnaby, BC, V5A 1S6, Canada. ¹⁴⁸Department of Social, Organizational, & Economic Psychology, University of Hildesheim, Hildesheim, 31141, Germany. ¹⁴⁹Department of Environmental Conservation, University of Massachusetts Amherst, Amherst, 1003, USA. ¹⁵⁰Department of Psychology, Georgetown University, Washington, 20057, USA. ¹⁵¹Research Centre for Greenhouse Gas Innovation (RCGI), University of São Paulo, São Paulo, 05508-030, Brazil. ¹⁵²Department of Social Psychology, Institute of Psychology, University of São Paulo, São Paulo, 05508-030, Brazil. ¹⁵³National Fisheries Resources Research Institute, Jinja, Uganda. ¹⁵⁴Department of Civil and Water Resources Engineering School of Engineering and Technology, Sokoine University of Agriculture, Morogoro, Tanzania. ¹⁵⁵Department of Psychology, University of Limerick, Limerick, V94 T9PX, Ireland. ¹⁵⁶Department of Communication Science, University of Amsterdam, Amsterdam, 1001 NG, the Netherlands. ¹⁵⁷Institut Jean Nicod, Département d'études cognitives, ENS, EHESS, PSL University, CNRS, Paris, 75005, France. ¹⁵⁸Tanzania Fisheries Research Institute, Mwanza, Tanzania. ¹⁵⁹Royal Holloway, University of London, Egham, TW200EX, United Kingdom. ¹⁶⁰School of Culture and Society - Interacting Minds Centre, Aarhus University, Aarhus, 8000, Denmark. ¹⁶¹Department of Psychology, Universidad Peruana Cayetano Heredia, Lima, 2002, Peru. ¹⁶²Fonds de la Recherche Scientifique, Brussels, 1050, Belgium. ¹⁶³Center for Social and Cultural Psychology, Université libre de Bruxelles, Brussels, 1312, Belgium. ¹⁶⁴Amazon, Seattle, 98109, USA. ¹⁶⁵School of Psychology, University of Auckland, Auckland, 1010, New Zealand. ¹⁶⁶Department of Management, The University of Tokyo, Tokyo, 113-8654, Japan. ¹⁶⁷Department of Psychology, University of Cordoba, Cordoba, 14071, Spain. ¹⁶⁸Département d'études cognitives, Institut Jean Nicod ENS, EHESS, PSL University, CNRS, Tokyo, 113-8654, Japan. ¹⁶⁹Comisión Nacional de Investigaciones Científicas y Técnicas (CONICET), Buenos Aires, Argentina. ¹⁷⁰Laboratorio de Neurociencia, Escuela de Negocios, Universidad Torcuato Di Tella, Buenos Aires, C1428 CABA, Argentina. ¹⁷¹University of Economics HCMC (UEH), Ho Chi Minh City, Vietnam. ¹⁷²College of Management, National Kaohsiung University of Science and Technology, Kaohsiung, 800, Taiwan. ¹⁷³Department of Psychology and Dyson School of Applied Economics and Management, Cornell University, Ithaca, 14850, USA. ¹⁷⁴Department of Clinical Neuroscience, Karolinska Institutet, Stockholm, 17177, Sweden. ¹⁷⁵Department of Psychology, Stockholm University, Stockholm, 11419, Sweden. ¹⁷⁶Swedish National Data Service, Gothenburg University, Gothenburg, 41390, Sweden. ¹⁷⁷Department of Psychology and Behavioural Sciences, Aarhus University, Aarhus, 8000, Denmark. ¹⁷⁸Department of Psychology, Kadir Has University, Istanbul, 34083, Turkey. ¹⁷⁹Department of Psychology, Marmara University, Istanbul, 34722, Turkey. ¹⁸⁰Department of Psychology, Üsküdar University, Istanbul, 34662, Turkey. ¹⁸¹Department of Economics and Business, Universitat Pompeu Fabra, Barcelona, 8005, Spain. ¹⁸²Department of Political Science, Northeastern University, Boston, 2115, USA. ¹⁸³IRCCS, Santa Lucia Foundation, Rome, 142, Italy. ¹⁸⁴Department of Psychology, Sapienza University of Rome, Rome, 185, Italy. ¹⁸⁵Department of Clinical Neuroscience, Division of Psychology, Karolinska Institutet, Stockholm, 171 77, Sweden. ¹⁸⁶Penn Center for Neuroaesthetics, University of Pennsylvania, Philadelphia, 19104, USA. ¹⁸⁷Institute of Psychology, University of Silesia in Katowice, Katowice, 40-007, Poland. ¹⁸⁸Institute of Medical Psychology and Behavioral Neurobiology, University of Tuebingen, Tuebingen, 72076, Germany. ¹⁸⁹Dirección Académica, Universidad Nacional de Colombia, Sede de La Paz, Cesar, Colombia. ¹⁹⁰HEI-Lab: Digital Human-Environment Interaction Labs, Lusófona University, Lisbon, Portugal. ¹⁹¹Institute of Management and Organization, Leuphana University Lueneburg, Lueneburg, 21337, Germany. ¹⁹²School of Business, International University, Vietnam National University Ho Chi Minh City, Ho Chi Minh City, 700000, Vietnam. ¹⁹³Department of Psychology, Durham University, Durham, DH1 3LE, UK. ¹⁹⁴Department of Psychobiology and Methodology of Health Sciences, Universitat Autònoma de Barcelona, Barcelona, 8193, Spain. ¹⁹⁵Center for Health and Biological Sciences, Mackenzie Presbyterian University, São Paulo, 01221-040, Brazil. ¹⁹⁶Department of Psychology, Georgetown University, Washington, DC, 20057, USA. ¹⁹⁷Center for Computational Psychiatry, Icahn School of Medicine at Mount Sinai, New York, 10029, USA. ¹⁹⁸Faculty of Medicine, Universidad Cooperativa de Colombia, Villavicencio, Colombia. ¹⁹⁹Department of Bioethics, El Bosque University, Bogotá, DC, Colombia. ²⁰⁰Department of Psychology, Faculty for Social and Educational Sciences, Norwegian University of Science and Technology, Trondheim, 7491, Norway. ²⁰¹Department of Psychology and Psychotherapy, Witten/Herdecke University, Witten, 58455, Germany. ²⁰²Department of Psychology, University of California, Los Angeles, Los Angeles, 90095, USA. ²⁰³Department of Psychological and Behavioural Science, London School of Economics and Political Science, London, WC2A 2AE, UK. ²⁰⁴Japan Society for the Promotion of Science, Tokyo, 1020083, Japan. ²⁰⁵Faculty of Science

and Engineering, Waseda university, Tokyo, 1658555, Japan. ²⁰⁶Institute of Psychology, University of Lausanne, Lausanne, 1015, Switzerland. ²⁰⁷Department of Management, Prague University of Economics and Business, Prague, 13067, Czech Republic. ²⁰⁸Department of People Management and Organization, Universitat Ramon Llull, Esade Business School, Barcelona, 8034, Spain. ²⁰⁹School of Economics & Finance, University of St Andrews, St Andrews, KY16 9AJ, UK. ²¹⁰School of Philosophical, Anthropological and Film Studies, University of St Andrews, St Andrews, KY16 9AJ, UK. ²¹¹Department of Communication, Amsterdam School of Communication Research, University of Amsterdam, Amsterdam, 1018WV, The Netherlands. ²¹²Department of Psychology, Widener University, Chester, 19013, USA. ²¹³Department of Cognitive Psychology, Universität Hamburg, Hamburg, 20146, Germany. ²¹⁴Department of Nutritional Sciences, University of Vienna, Vienna, 1090, Austria. ²¹⁵Harvard Business School, Harvard university, Boston, 2163, USA. ²¹⁶Department of Social Psychology, Reichman University (RUNI), Herzliya, 4610101, Israel. ²¹⁷Research Center for Digital Transformation, Leuphana University Lüneburg, Lüneburg, 21335, Germany. ²¹⁸Department of Biomedicine, Aarhus University, Aarhus, 8000, Denmark. ²¹⁹Danish Research Institute of Translational Neuroscience (DANDRITE), Aarhus University, Aarhus, 8000, Denmark. ²²⁰Faculty of Psychology and Educational Sciences, University of Geneva, Geneva, 1205, Switzerland. ²²¹Swiss Center for Affective Sciences, University of Geneva, Geneva, 1205, Switzerland. ²²²Department of Psychology and Neuroscience, Boston College, Chestnut Hill, 2467, USA. ²²³Faculty of Philosophy, Ss. Cyril and Methodius University in Skopje, Skopje, 1000, Republic of North Macedonia. ²²⁴Faculty of Philosophy, University of Ss. Cyril and Methodius in Trnava, Trnava, 917 01, Slovakia. ²²⁵School of Medicine and Psychology, Australian National University, Canberra, 200, Australia. ²²⁶Department of Psychology, University of Virginia, Charlottesville, 22902, USA. ²²⁷Faculty of Social Sciences/ Psychology, Tampere University, Tampere, FI-33014, Finland. ²²⁸Department of Psychology, Pusan National University, Busan, 46241, Republic of Korea. ²²⁹Psychology and Neuroscience; Schiller Institute for Integrated Science and Society, Boston College, Brighton, 2135, USA. ²³⁰UQ Business School, University of Queensland, Brisbane, 4067, Australia. ²³¹Department of Developmental Psychology and Socialisation, University of Padova, Padua, 35131, Italy. ²³²School of Business and Management, Queen Mary University of London; London, E1 4NS, London, United Kingdom. ²³³Institute for the Study of Power, Crime, and Society | Department of Law & Criminology, Royal Holloway, University of London, Egham, TW200EX, United Kingdom. ²³⁴Department of Psychology, Üsküdar University, Istanbul, 34664, Turkey. ²³⁵Department of Public and International Affairs, City University of Hong Kong, Kowloon, 999077, Hong Kong. ²³⁶Division of Public Policy, The Hong Kong University of Science and Technology, Kowloon, 999078, Hong Kong. ²³⁷School of Psychology, University of Sussex, Falmer, BN19QH, United Kingdom. ²³⁸Institute of Pedagogy, Faculty of Historical and Pedagogical Sciences, University of Wrocław, Wrocław, 50-120, Poland. ²³⁹Research Department, The South Ural University of Technology, Chelyabinsk, 454052, Russian Federation. ²⁴⁰Laboratory of Interdisciplinary Space Studies, School for Environmental and Social Studies, Tyumen State University, Tyumen, 625003, Russian Federation. ²⁴¹Department of Psychology, Cambridge University, Cambridge, CB2 3EB, UK. ²⁴²Department of Medical and Clinical Psychology, Tilburg University, Tilburg, 5037 AB, the Netherlands. ²⁴³Behavioural Science Institute, Radboud University, Nijmegen, 6500 HE, the Netherlands. ²⁴⁴Department of Psychology, University of Latvia, Riga, 1083, Latvia. ²⁴⁵Division of Psychology, Linköping University, Linköping, 58183, Sweden. ²⁴⁶Faculty of Social Sciences, Charles University, Prague, 11000, Czech Republic. ²⁴⁷Kenya Marine and Fisheries Research Institute, Kisumu, 1881-40100, Kenya. ²⁴⁸Department of Sociology, Stanford University, Stanford, 94305, USA. ²⁴⁹Faculty of Philosophy and Social Sciences, Nicolaus Copernicus University, Toruń, 87-100, Poland. ²⁵⁰Department of Humanities and Social Sciences, Climate and Energy Policy Research Lab, Indian Institute of Technology Kanpur, Kanpur, 208016, India. ²⁵¹School of Computing, Engineering and Mathematical Sciences, La Trobe University Melbourne, Melbourne, 3086, Australia. ²⁵²Kellogg School of Management, Northwestern University, Evanston, 60208, USA. ²⁵³Institute for Resources, Environment and Sustainability, University of British Columbia, Vancouver, V6T 1Z4, Canada. ²⁵⁴Faculty of Psychology, University of Warsaw, Warsaw, 00-183, Poland. ²⁵⁵Department of Psychology, New York University; New York University, New York, 10003, USA. ²⁵⁶Center for Neural Science, New York University; New York University, New York, 10003, USA. ²⁵⁷Norwegian School of Economics, Bergen, Norway. ²⁵⁸These authors contributed equally: Kimberly C. Doell, Boryana Todorova, Madalina Vlasceanu. ✉e-mail: kimberlycdoell@gmail.com; boryana.todorova@univie.ac.at; vlasceanu@stanford.edu