



Mapping post-diagnostic dementia care in England: an e-survey

Journal:	<i>Journal of Integrated Care</i>
Manuscript ID	JICA-02-2020-0005.R1
Manuscript Type:	Article
Keywords:	Health and social care, Integrated care, Integrated health and social care, Long Term Conditions, Voluntary and Community Sector, Local government

Mapping post-diagnostic dementia care in England: an e-survey

Abstract

Purpose: Post-diagnostic dementia care is often fragmented in the UK, with great variation in provision. Recent policies suggest moving towards better community-based care for dementia, however we know little on how this care is delivered. This study aimed to map the post-diagnostic dementia support provided in England a decade after the introduction of a National Dementia Strategy.

Design: A mixed-methods e-survey (open Nov 2018-Mar 2019) of dementia commissioners in England, recruited through mailing lists of relevant organisations. We descriptively summarised quantitative data and carried out thematic analysis of open-ended survey responses.

Findings: 52 completed responses were received, which covered 82 commissioning bodies, with representation from each region in England. Respondents reported great variation in the types of services provided. Information, caregiver assessments and dementia navigation were commonly reported and usually delivered by the voluntary sector or local authorities. Integrated pathways of care were seen as important to avoid overlap or gaps in service coverage. Despite an increasingly diverse population, few areas reported providing dementia health services specifically for BME populations. Over half of providers planned to change services further within five years.

Practical implications: There is a need for greater availability of and consistency in services in post-diagnostic dementia care across England.

Originality/value: Post-diagnostic dementia care remains fragmented and provided by a wide range of providers in England.

Background

Approximately 43.8 million people live with dementia globally (Nichols et al., 2019).

Dementia is a syndrome which progressively impairs a person's ability to carry out everyday activities, along with cognitive and behavioural symptoms. Post-diagnostic support for dementia can be defined as all services provided in the period following diagnosis, through declining function and increasing care needs, until end of life (Prince, Comas-Herrera, Knapp, Guerchet, & Karagiannidou, 2016), which may include information, community support services, treatments, physical health care, comorbidity management and behavioural and psychological symptom management (Prince et al., 2016). This support is estimated to cost US\$ 818 billion globally (Prince et al., 2015). In the UK, 815,827 are living with dementia (Prince et al., 2014) and this number is increasing, with costs in England estimated to be £24.2 billion (Wittenberg et al., 2019). However, nearly half of people with dementia in the UK feel they are getting insufficient post-diagnostic support (Kane & Terry, 2015).

In the period after diagnosis, international policy advocates multi-sector collaboration (World Health Organization, 2017). Specific post-diagnostic services recommended by National Institute for Health and Care Excellence (NICE) (2018) dementia guidelines include a named health/social care professional responsible for care coordination, cognitive stimulation therapy, psychosocial and environmental interventions to reduce stress and carer psychoeducation and skills training (NICE, 2018). However, UK post-diagnostic care typically involves multiple sectors, including primary care (first contact services accessible to all (World Health Organisation, 2019)), secondary health care (services accessed through emergency or through referrals from primary care), social care (e.g. care homes, home care, home adaptations), the voluntary sector and unpaid care. Each sector typically has differing funding structures, capacity and priorities. Since 2013, most English health services are commissioned by Clinical Commissioning Groups (CCGs), statutory clinician-led bodies legally required to commission local hospital and community NHS services (National Audit Office, 2018). Social care is commissioned by local authorities (LAs), who may have different council tiers (e.g. county councils, borough councils) (Local Government Association, 2019). Additionally, some voluntary sector services are commissioned by CCGs or LAs, others may be non-commissioned community volunteer groups and residential care service may be

1
2
3 privately provided. This complexity can lead to service fragmentation, duplication or a
4 'postcode lottery' (highly variable service provision between different localities).
5
6

7 There is a strong move towards greater integration between sectors, particularly between
8 healthcare and voluntary services, to provide better community-based support (NHS
9 England, 2019). However, the current level of integration achieved by dementia services is
10 unclear. Whilst dementia diagnosis (NHS, 2017) and care plan review data (Public Health
11 England, 2019) are good quality, there are no current national data on what post-diagnostic
12 support is commissioned across a range of services (Kane & Terry, 2015). Previous surveys
13 focus mainly on single services, e.g. memory assessment services (Chrysanthaki,
14 Fernandes, Smith, & Black, 2017), dementia navigators (Ipsos Mori, 2016); or have
15 comprehensively mapped services, but within a limited area (Robens et al., 2015).
16
17
18
19
20
21
22
23

24 This study aimed to map what post-diagnostic dementia support is being commissioned in
25 England, specifically: types of services commissioned, sectors delivering these, collaboration
26 between services, successes, challenges, and planned changes. This provides initial data to
27 study trends in what services are being provided and by whom, whether there are gaps in
28 services provided and to what extent services are integrated.
29
30
31
32
33
34
35
36

37 **Design and methods**

38 A mixed-methods electronic survey (Supplementary File 1) of health and social care
39 commissioners was carried out, using Opinio software. Post-diagnostic support was defined
40 within the survey as "any service(s) related to supporting people with dementia at any stage
41 after diagnosis (but not assessment and diagnostic services) across England". Questions
42 asked about NHS, social care and community services commissioned (such as information
43 services, social activities) and who these were provided by; whether they were jointly
44 commissioned; patient involvement in design and oversight; targets and evaluation work
45 carried out; and planned changes over the next five years. A mix of matrices, yes/no,
46 categorical and open question types were used.
47
48
49
50
51
52
53
54
55

56 The survey was developed based on the research aims, previous similar surveys (Ipsos Mori,
57 2016) and a framework of categories of post-diagnostic care developed by the larger
58 research programme team from the 8 pillars Model (Alzheimer Scotland, 2012), Memory
59
60

1
2
3 Assessment Service National Survey (Chrysanthaki et al., 2017) and Memory Services
4 National Accreditation Programme standards 2018 (Royal College of Psychiatrists, 2016).
5
6 The framework categorised services provided into information and advice, carer wellbeing
7 and support, cognitive function and independence, activity and social connection,
8
9 psychological wellbeing, safe and supportive living (community-based schemes or support
10 services for people with dementia e.g. equipment, dementia friendly libraries), care
11
12 coordination and dementia-specific physical health services.
13
14

15
16 The initial design had input from a locality commissioner, was reviewed by a CCG dementia
17 commissioner and was presented to a local dementia commissioners' network meeting. This
18 led to addition of questions regarding how services collaborate, removal of some open
19 questions and use of matrix-style questions regarding service provision. After refinement by
20 the internal team, it was reviewed by the wider research programme management board
21 and the Alzheimer's Society policy team. Feedback was incorporated into the survey. The
22 final questionnaire was user-tested by two independent researchers to ensure survey
23 functionality.
24
25

26 **Recruitment**

27
28 The target audience was people with responsibility for commissioning dementia services in
29 either CCGs or local authorities (LAs) in England. At the time of the survey, there were 195
30 CCGs (National Audit Office, 2018), 26 county councils, 192 district, borough or city councils,
31 56 unitary councils, 36 London boroughs and 26 metropolitan boroughs (Local Government
32 Association, 2019). All of these typically fall within one of seven distinct regions of England
33 (South East, South West, North East, London, North West, Yorkshire and the Humber, East
34 of England, East Midlands and West Midlands). Existing channels of communication to
35 commissioners were used to distribute the survey, including:
36
37

- 38 • NHS England mailing list contacts, including GP bulletin, National Dementia Clinical
39 Network, CCG Bulletin, Health Education England Clinical Commissioning Learning
40 Network, CHAIN newsletter, Local Government Association bulletin (2 reminders)
 - 41 • NHS Clinical Commissioners newsletter (1 reminder)
 - 42 • Alzheimer's Society Network of local commissioners (1 reminder)
 - 43 • Dementia Action Alliance newsletter
- 44
45
46
47
48
49
50
51
52
53
54
55
56
57
58
59
60

- Public Health England National Mental Health, Dementia & Neurology Intelligence Network
- Existing regional commissioning contacts known to the research team

Communications were staggered over 3 months, with reminders sent through mailing list channels. Existing regional contacts were only used to approach commissioners in under-represented regions. The survey was approved by UCL research ethics committee (reference 14097/001).

Data analysis

Quantitative data were analysed in SPSS version 24. Responses with no data beyond date, title and/or area only were deleted. Duplicate entries from the same CCG or LA were manually combined into single entries, with conflicting responses assumed to indicate the service was being provided. Responses covering multiple CCGs and LAs (e.g. through joint-commissioning) were duplicated accordingly to reflect full coverage of areas. Descriptive statistics were calculated (means and standard deviations or medians and interquartile ranges) and used tables and graphs to display data. No statistical comparisons (e.g. by region) were undertaken due to lack of power. Qualitative data were analysed in Microsoft Excel using basic content analysis (Weber, 1990) to descriptively summarise the broad types of responses given. Phrases within open-ended responses for each question were inductively coded by XX and grouped under the same topic, which were discussed/agreed with wider team members (YY, ZZ and WW) and quantified using frequency of responses within that code. Typically, respondents provided only brief open-ended responses, precluding a more in-depth approach to analysis.

Results

The survey was open for responses between 30th November 2018 and 15th March 2019. There were 154 clicks and 52 complete responses, covering 50/195 CCGs and 26/336 local authorities (including 10 County councils, nine Borough councils, three city councils, three metropolitan district councils and one combined authorities). It should be noted that only county or unitary councils have responsibility for social care (n=152 in England). In six areas

1
2
3 it was unclear whether the body referred to was a CCG or local authority (LA). 27/51 (53%)
4 respondents reported joint-commissioning with other CCGs, voluntary sector or LAs. There
5 was a spread of responses across the eight regions of England (Table 1), with the greatest
6 response in East of England (23%). One CCG and LA joint-commissioning partnership was
7 divided across two regions (East Midlands and North West) and one did not report their
8 area. Excluding one large Foundation Trust (which reported covering 1.3million), the median
9 number of people with dementia reported across CCGs (n=23, some jointly-commissioned
10 across multiple CCGs) was 4359 (range 1000 to 16,000) and across LAs (n=14, some jointly
11 commissioning across multiple areas) was 3,375 (range 1,136 to 14,000).

12
13
14
15
16
17
18
19
20 [Table 1 about here]

21 22 23 ***Dementia health services***

24
25 Memory services (standalone or in older people's community mental health teams) were
26 most commonly reported across both CCGs and LAs (Figure 1). Only 26 reported integrated
27 care services. Some specialist services (care home in-reach teams and young onset services)
28 were frequently reported, but others (black and minority ethnic (BAME)-specific services,
29 learning disability and dementia services) were much less common. Primary care-led
30 services were reported by 29 respondents.

31
32
33
34
35
36
37 [Figure 1 about here]

38
39 From a range of other specific services, commissioners were asked to select services
40 commissioned in their area and who provided them: primary care, secondary care,
41 voluntary sector, local authority, non-commissioned (e.g. community groups) or private
42 (respondents could select more than one option). With regards to health services (Table 2),
43 most CCGs and LAs reported delivering all listed care coordination services, such as
44 medication reviews, care planning, case management and crisis intervention. Although most
45 were delivered by a single provider (although this varied), advance care planning was
46 commonly delivered by two different service providers. Primary care was most likely to
47 deliver care plan reviews, medication reviews and physical health reviews. Cognitive
48 interventions, apart from cognitive rehabilitation, were also frequently commissioned and
49 mainly provided by secondary care. Psychological support was less commonly
50 commissioned, but was usually provided by the voluntary sector or secondary care. With
51
52
53
54
55
56
57
58
59
60

1
2
3 regards to physical health services, physical health reviews, end of life care and mobility
4 services were prevalent, but dementia-specific vision, hearing and foot services were much
5 rarer. Most physical health services were provided by secondary care.
6
7

8
9 [Table 2 about here]
10

11 ***Dementia community support services***

12 Community support services for people with dementia and carers are reported in Table 3.
13 Information and advice services, particularly post-diagnostic counselling, dementia
14 navigators and memory cafes, were provided in the vast majority of areas, and typically by
15 the voluntary sector. Carer support services were also widespread, particularly local
16 authority carer assessments and voluntary sector carer groups. The vast majority of
17 commissioning bodies reported that activities and social support were provided in their
18 area, usually by the voluntary sector, although centres were often reported to have multiple
19 providers. Safe and supportive living services (services in the community designed to
20 support the inclusion and independence of people with dementia) were less frequently
21 commissioned, apart from care homes, and were most often provided by local authorities.
22 Dementia friends (an Alzheimer's Society initiative where people or community groups learn
23 more about dementia to increase awareness and understanding of the syndrome) were
24 common and typically had at least two providers per area.
25
26
27
28
29
30
31
32
33
34
35
36
37
38

39 [Table 3 about here]
40

41 ***Collaboration, design and oversight***

42 Commissioners reported high levels of collaboration across services, including signposting or
43 referrals (67/82); joint delivery of services, initiatives or events (57/82); staff from one
44 service attending meetings or providing support for another service (57/82); and/or a local
45 dementia services network (53/82).
46
47
48
49
50

51 When asked who was involved in service design, respondents reported commonly including
52 carers (49/82), followed by people with dementia (45/82) and dementia charities (41/82).
53 Only five respondents selected *none of these* (and another 12 did not know). Fewer, but still
54 a substantial number, reported involvement in oversight or evaluation, but this was
55 primarily carers (43/82), people with dementia (36/82) and charities (33/82). Thirteen
56
57
58
59
60

1
2
3 selected none and five did not know. Further details on the type or extent of involvement
4 were not collected.
5
6

7 8 ***Targets*** 9

10 Thirty-six respondents out of 52 (which covered multiple CCGs and LAs) reported a wide
11 range of targets (Box 1). Targets were more frequently related to how services operated,
12 with only 22/36 reporting targets relating to outcomes for the person with dementia or
13 their carer. Access targets (n=23), particularly regarding waiting times, were most common,
14 with 19 reporting targets relating to processes of care and support.
15
16
17
18
19
20
21
22
23
24
25
26
27
28
29
30
31
32
33
34
35
36
37
38
39
40
41
42
43
44
45
46
47
48
49
50
51
52
53
54
55
56
57
58
59
60

Box 1. Targets reported by respondents

- Access (n=23)
 - Waiting times (n=13)
 - Reach (n=5)
 - Awareness of services (n=3)
 - Access for underrepresented groups (n=2)
- Service outcomes for people with dementia and caregivers (n=22)
 - Feeling informed and equipped (n=4)
 - Carer confidence and resilience (n=3)
 - Independence (n=3)
 - Satisfaction (n=3)
 - Reduced acute services use (n=2)
 - Wellbeing (n=2)
 - Appropriate care (n=1)
 - Crisis prevention (n=1)
- Dementia care and support processes (n=19)
 - Care planning (n=4)
 - Specific service contacts e.g. helplines (n=4)
 - Collaboration and communication (n=3)
 - GP dementia lead (n=2)
 - Advance care planning (n=1)
 - Crisis plans (n=1)
 - Attending meetings (n=1)
 - Post-diagnostic care access (n=1)
 - Reviews (n=1)
- Presence of a specific service (n=8)
 - Care navigator or dementia support worker (n=3)
 - Welfare and legal services (n=2)
 - Physical health care (n=1)
 - Psychologist (n=1)
 - Information, advice and guidance (n=1)
- Workforce outcomes (n=3) e.g. greater training in dementia
- Diagnosis (n=11), including rates and time to diagnosis
- Inclusion (n=9), such as reduced social isolation
- Alignment with national guidance (n=2)

Most respondents reported all (15/33) or most (14/33) targets being met: 4/33 were unsure or a new service. Targets around access, following guidelines, inclusion, outcomes and some aspects of process such as communication, intensive support and GP leads were often reported as met. Types of targets least likely to be met were diagnosis rates (4/22), waiting times (2/22), presence of a psychologist, having sufficient volunteers in a carers service and calls to helplines (all 1/22).

Evaluation

Only 36 commissioning bodies (44%, including 22 CCGs, 11 LAs and 3 unclear) reported carrying out evaluations. A small number carried out reviews, whilst 12 provided a contact for further details, 24 had not evaluated their service and 22 did not respond to this question.

When asked what worked well, responses from 37 commissioners centred on three themes: integration of services, good quality services and providing community-based support (see Figure 2). Mirroring this, there were six main areas identified in 31 responses that did not work well: integration problems, absent/incomplete services, problems meeting targets or with sufficient funding, a need to raise awareness and reach to minority populations (Figure 3).

[Figures 2 and 3 about here]

Forty-six out of eighty-two commissioning bodies (29/50 CCGs, 14/26 LAs and 2/6 unclear) planned to change their dementia services in the next five years. These included (n=29 responses) reviewing service pathways for gaps (n=7), re-procurement of same services (n=4), large pathway changes (n=4), increased primary care involvement (n=2), better fitting with local plan (n=2) and other (n=5). Changes were due to established need (n=16), contracts ending (n=5), better local service alignment (n=4), better policy alignment (n=4), cost savings (n=2), providing new services (n=2), good practice (n=2) and to increase dementia awareness (n=1).

Discussion

This e-survey of commissioners from 82 commissioning bodies (50/195 CCGs, 26/336 LAs, 6 unclear) provides a snapshot of post-diagnostic dementia care in England. Specialist memory services, standalone or in a community mental health team, were the most commonly commissioned health services. Respondents reported great variation in services provided, and who provided them. The voluntary sector and local authorities played a large role in providing information, caregiver support and services to aid living well in the community. Some commissioning areas reported multiple providers delivering the same service, whilst services were rarely consistently delivered by the same provider across areas. Most areas reported some involvement from people with dementia and carers in

1
2
3 commissioning and oversight. Commissioners identified a need for integrated pathways of
4 care to avoid overlap or gaps in service coverage. Targets were frequently reported to be
5 met (although this is likely to suffer from response bias). Over half of providers planned to
6 change services within the next five years.
7
8
9

10
11 The results show some consistency with recent national and international policies and
12 evidence-based national clinical guidelines, such as good provision of cognitive stimulation
13 therapy, dementia adviser services and a focus on providing community support (NHS
14 England, 2019; NICE, 2018; World Health Organization, 2017). Community services are seen
15 as popular and closer to the communities they serve, but they are also under pressure to
16 accommodate increasing demand and build capacity within constrained funding (Chadborn,
17 Craig, Sands, Schneider, & Gladman, 2019). Similar community dementia support services,
18 e.g. dementia advisers, information and advice services, social activities, dementia
19 navigation, carer support services (Ipsos Mori, 2016) and memory cafes (Robens et al.,
20 2015) have been reported in previous surveys, suggesting the findings are likely to be fairly
21 accurate.
22
23
24
25
26
27
28
29
30
31

32 However, this survey found low rates of programme evaluation, which may be due to the
33 difficulty of providing measurable outcomes within the short-term nature of voluntary
34 sector commissioning (Chadborn et al., 2019). The good levels of involvement of people
35 with dementia and carers in service commissioning and evaluation represents a positive
36 step, although data on the depth and nature of this were not collected. Challenges in equity
37 of access were reported by some commissioners in this survey, with few targeting dementia
38 health services towards BAME groups. This risks services being inappropriate for some
39 population subgroups and/or perpetuating inequalities in access.
40
41
42
43
44
45
46

47 This survey confirms the common impression that dementia service provision is highly
48 variable and inconsistent across areas. Although this could represent local tailoring, it makes
49 cross-locality comparisons of service standards challenging. This is likely complicated by the
50 lack of clear recommendations on post-diagnostic service providers – for example whilst
51 best practice standards exist for memory services (Royal College of Psychiatrists, 2016),
52 implementation guidance suggests roles such as dementia advisors and case managers can
53 come from any sector (NHS, 2017). This survey found service provider duplication in some
54 areas, which could perhaps be better integrated or streamlined. Health and social care
55
56
57
58
59
60

1
2
3 integration has been a commissioning aim and strategy over the last decade (Gleave, Wong,
4 Porteus, & Harding, 2010), but little progress appears to have been made in this area for
5 dementia. Only 26 survey respondents reported integrated health care services, although all
6 respondents reported some dementia service collaboration. Professionals such as case
7 managers, who can improve integration, were provided in two-thirds of areas but can vary
8 widely in caseload, remit and availability. A key factor can be supporting interprofessional
9 communication though electronic systems (Robertshaw & Cross, 2019).

10
11 This survey had representation from all regions, mapped a wide range of services and
12 underwent extensive piloting. National-level data on this topic were previously lacking, and
13 few other methods would be able to capture the variety of services from multiple providers
14 across a broad range of areas. There are limitations. Despite efforts to recruit through
15 multiple channels, responses were low, limiting survey generalisability and precluding cross-
16 regional comparisons. A response rate denominator could not be calculated due to the
17 overlap of potential respondents between recruitment methods. Other surveys have
18 achieved coverage of 141 CCGs and LAs (Ipsos Mori, 2016). It is likely that responders had
19 greater interest in and provision of dementia services than non-responders. Given the low
20 provision of some services in that those who did respond, this raises the question of how
21 comprehensive services are in non-responding areas. It is also important to note that
22 services are rarely identical and the details of contacts, remit, uptake and coverage are likely
23 to vary widely. One London Memory Service audit found that only 0-50% of services
24 referred people to cognitive stimulation therapy and 13-68% to a dementia navigator
25 (London Clinical Networks, 2016). A more concise survey with more detailed descriptions of
26 service content and function may have improved consistency. Respondents may not have
27 direct control over service quality and consistency and may not be fully aware of all local
28 services, particularly non-commissioned or privately provided services. Finally, in order to
29 balance survey brevity and comprehensiveness, only a limited depth of data could be
30 collected on some topics.

31
32 This survey provides evidence to confirms the impression that dementia services vary widely
33 across locality in terms of availability, provider type and comprehensiveness. Whilst some
34 community services (such as activity groups, carer assessment, dementia advisors, memory
35 cafes) have relatively consistent coverage across areas, psychological support services for

1
2
3 people with dementia and their carers were less frequently provided and require
4 investment. Further development of integrated service pathways is needed to avoid service
5 duplication or gaps, with consistent evaluation and standards to ensure services are
6 delivering good quality care, and support for minority groups. Many respondents reported
7 intended changes, so the landscape of post-diagnostic dementia care is likely to shift further
8 in the near future. Repeating this survey in a number of years may offer an opportunity to
9 track if and how this landscape has changed, whilst -in-depth case studies of what is
10 commissioned in a small number of localities would complement the results of this survey.
11
12
13
14
15
16
17
18

19 **Conclusion**

20 Post-diagnostic dementia care in England represents a fragmented landscape with multiple
21 sectors delivering many services. There are challenges around developing integrated
22 pathways and providing support for minority groups, particularly in light of regular service
23 changes. Better cross-sectoral service integration would improve coordination, increase
24 consistency and reduce duplication.
25
26
27
28
29
30
31
32
33
34
35
36
37
38
39
40
41
42
43
44
45
46
47
48
49
50
51
52
53
54
55
56
57
58
59
60

References

- Alzheimer Scotland. (2012). *Delivering Integrated Dementia Care : The 8 Pillars Model of Community Support*. Edinburgh.
- Chadborn, N., Craig, C., Sands, G., Schneider, J., & Gladman, J. (2019). Improving community support for older people's needs through commissioning third sector services: a qualitative study. *Journal of Health Services Research & Policy*, *24*(2), 116–123. <https://doi.org/10.1177/1355819619829774>
- Chrysanthaki, T., Fernandes, B., Smith, S., & Black, N. (2017). Can memory assessment services (MAS) in England be categorised? A national survey. *Journal of Public Health*, *39*(4), 828–840.
- Gleave, R., Wong, I., Porteus, J., & Harding, E. (2010). What is “More Integration” between health and social care? Results of a survey of primary care trusts and Directors of adult social care in England. *Journal of Integrated Care*, *18*(5), 29–44. <https://doi.org/10.5042/jic.2010.0558>
- Ipsos Mori. (2016). Dementia Advisers Survey: Survey of provision of dementia adviser services., (February), 1–61.
- Kane, M., & Terry, G. (2015). *Dementia 2015 : Aiming higher to transform lives. Alzheimer's Society, Leading the fight against dementia*.
- Local Government Association. (2019). What is local government? Retrieved April 26, 2019, from <https://www.local.gov.uk/about/what-local-government>
- London Clinical Networks. (2016). *Understanding dementia memory services across London*. London.
- National Audit Office. (2018). *A review of the role and costs of clinical commissioning groups*.
- NHS. (2017). Implementation guide and resource pack for dementia care, 5–9.
- NHS England. (2019). *The NHS Long Term Plan*.
- NICE. (2018). *Dementia: Assessment, management and support for people living with dementia and their carers*. https://doi.org/10.1007/978-1-349-95810-8_867

- 1
2
3 Nichols, E., Szoek, C. E. I., Vollset, S. E., Abbasi, N., Abd-Allah, F., Abdela, J., ... Murray, C. J.
4 L. (2019). Global, regional, and national burden of Alzheimer's disease and other
5 dementias, 1990–2016: a systematic analysis for the Global Burden of Disease Study
6 2016. *The Lancet Neurology*, 18(1), 88–106. [https://doi.org/10.1016/S1474-](https://doi.org/10.1016/S1474-4422(18)30403-4)
7
8
9
10
11
12
13 Prince, M., Comas-Herrera, A., Knapp, M., Guerchet, M., & Karagiannidou, M. (2016). *World*
14
15
16
17
18
19
20 Prince, M., Knapp, M., Guerchet, M., McCrone, P., Prina, M., Comas-Herrera, A., ...
21
22
23 Salimkumar, D. (2014). *Dementia UK: Update*. London: Alzheimer's Society.
24
25 Prince, M., Wimo, A., Guerchet, M., Ali, G. C., Wu, Y. T., Prina, M., & Alzheimer's Disease
26
27
28
29 International. (2015). *World Alzheimer Report 2015*. London, UK. London.
30
31
32
33
34
35
36
37
38 Public Health England. (2019). Dementia Profile. Retrieved August 19, 2019, from
39
40
41
42
43
44
45
46
47
48
49
50
51
52
53
54
55
56
57
58
59
60
[https://fingertips.phe.org.uk/profile-group/mental-](https://fingertips.phe.org.uk/profile-group/mental-health/profile/dementia/data#page/10/gid/1938132897/pat/15/par/E92000001/ati/154/are/E38000056/iid/91215/age/1/sex/4)
[health/profile/dementia/data#page/10/gid/1938132897/pat/15/par/E92000001/ati/1](https://fingertips.phe.org.uk/profile-group/mental-health/profile/dementia/data#page/10/gid/1938132897/pat/15/par/E92000001/ati/154/are/E38000056/iid/91215/age/1/sex/4)
[54/are/E38000056/iid/91215/age/1/sex/4](https://fingertips.phe.org.uk/profile-group/mental-health/profile/dementia/data#page/10/gid/1938132897/pat/15/par/E92000001/ati/154/are/E38000056/iid/91215/age/1/sex/4)
Robens, S., Emmens, T., Ross, S., Dickens, C., Cartmell, N., Lang, I., & Wheeler, B. (2015).
Mapping Dementia Services in the South West Final Report, November 2015,
(November), 1–77.
Robertshaw, D., & Cross, A. (2019). Roles and responsibilities in integrated care for
dementia. *Journal of Integrated Care*, 27(2), 131–140. [https://doi.org/10.1108/JICA-05-](https://doi.org/10.1108/JICA-05-2018-0037)
2018-0037
Royal College of Psychiatrists. (2016). *Memory Services National Accreditation Programme*
(MSNAP): *Standards for Memory Services*. London.
Weber, R. (1990). *Basic Content Analysis* (2nd ed.). Thousand Oaks: SAGE Publications, Inc.
Wittenberg, R., Knapp, M., Hu, B., Comas-Herrera, A., King, D., Rehill, A., ... Kingston, A.
(2019). The costs of dementia in England. *International Journal of Geriatric Psychiatry*,

1
2
3 34(7), 1095–1103. <https://doi.org/10.1002/gps.5113>
4

5
6 World Health Organisation. (2019). Primary health care: Main terminology. Retrieved
7 February 7, 2019, from [http://www.euro.who.int/en/health-topics/Health-](http://www.euro.who.int/en/health-topics/Health-systems/primary-health-care/main-terminology)
8 [systems/primary-health-care/main-terminology](http://www.euro.who.int/en/health-topics/Health-systems/primary-health-care/main-terminology)
9
10

11
12 World Health Organization. (2017). *Global action plan on the public health response to*
13 *dementia 2017 - 2025*.
14
15
16
17
18
19
20
21
22
23
24
25
26
27
28
29
30
31
32
33
34
35
36
37
38
39
40
41
42
43
44
45
46
47
48
49
50
51
52
53
54
55
56
57
58
59
60

Table 1 CCGs and LAs represented in the survey by region

Region	Commissioning body			Total
	CCG	LA	unclear	
North East and Cumbria	1 (2%)	3 (12%)	1 (17%)	5 (6%)
North West	3 (6%)	1 (4%)	1 (17%)	5 (6%)
Yorkshire and the Humber	6 (12%)	3 (12%)	0	9 (11%)
West Midlands	4 (8%)	2 (8%)	0	6 (7%)
East Midlands	7 (14%)	3 (12%)	0	10 (12%)
East of England	12 (24%)	6 (23%)	1 (17%)	19 (23%)
London	3 (6%)	4 (15%)	1 (17%)	8 (10%)
South East	9 (18%)	2 (8%)	1 (17%)	12 (15%)
South West	4 (8%)	1 (4%)	0	5 (6%)
Cross-region	1 (2%)	1 (4%)	0	2 (2%)
Missing	-	-	1 (17%)	1 (1%)
Total	50	26	6	82

Table 2. Health services provided in each area

	CCG	LA	UNCLEAR	N PROVIDERS (MEDIAN (RANGE))	MOST COMMONLY PROVIDED BY (%)*
CARE COORDINATION					
Care plan reviews	39/50	21/26	5/6	1 (0-5) 1.38 (1.25)	Primary care (46%)
Case manager (providing ongoing support)	33/50	18/26	4/6	1 (0-5) 1.41 (1.49)	Local authority (46%)
Medication reviews	39/50	20/26	5/6	1 (0-4) 1.26 (0.89)	Primary care (63%)
Crisis intervention / management	36/50	17/26	5/6	1 (0-6) 1.30 (1.45)	Secondary care (60%)
Advance care planning including lasting power of attorney	37/50	20/26	4/6	2 (0-4) 1.71 (2.37)	Voluntary sector (51%)
COGNITIVE INTERVENTIONS					
Cognitive stimulation therapy	35/50	16/26	3/6	1 (0-3) 0.79 (0.68)	Secondary care (55%)
Cognitive rehabilitation	18/50	8/26	2/6	0 (0-2) 0.39 (0.58)	Secondary care (30%)
Occupational therapy	35/50	17/26	4/6	1 (0-3) 1.09 (0.97)	Secondary care (61%)
Assistive technology	38/50	23/26	5/6	1 (0-6) 1.35 (1.22)	Local authority (68%)
PSYCHOLOGICAL SUPPORT SPECIFIC TO DEMENTIA					
Life story work	19/50	11/26	4/6	0 (0-5) 0.80 (1.15)	Voluntary sector (32%)
One page profiles	18/50	10/26	3/6	0 (0-6) 0.91 (1.48)	Voluntary sector (29%)
Reminiscence/ reality orientation	24/50	15/26	5/6	1 (0-4) 0.95 (1.06)	Voluntary sector (43%)
Animal assisted therapy	15/50	11/26	3/6	0 (0-3) 0.50 (0.79)	Voluntary sector (23%)

Psychological health review	18/50	10/26	4/6	0 (0-3) 0.49 (0.71)	Secondary care (24%)
Individual counselling/ psychotherapy	24/50	13/26	5/6	1 (0-4) 0.89 (1.10)	Secondary care (38%)
Group psychotherapy	15/50	11/26	4/6	0 (0-3) 0.50 (0.79)	Secondary care (27%)
Couples/family/ systemic therapy	17/50	10/26	3/6	0 (0-3) 0.68 (1.09)	Secondary care (24%)
Behavioural interventions	29/50	14/26	4/6	1 (0-3) 0.83 (0.84)	Secondary care (37%)
Challenging behaviour team	18/50	12/26	4/6	0 (0-2) 0.48 (0.61)	Secondary care (35%)
PHYSICAL HEALTH SERVICES SPECIFIC TO DEMENTIA					
Physical health reviews	34/50	18/26	5/6	1 (0-4) 1.06 (0.93)	Primary care (61%)
Mobility/falls services	31/50	15/26	4/6	1 (0.5) 1.12 (1.40)	Secondary care (38%)
Exercise classes	28/50	15/26	4/6	1 (0-5) 1.30 (1.59)	Voluntary sector (35%)
Nutrition	29/50	14/26	4/6	1 (0-4) 0.96 (1.15)	Secondary care (37%)
Dental care	24/50	11/26	4/6	0 (0-3) 0.70 (0.90)	Secondary care (27%)
Vision	21/50	11/26	4/6	0 (0-4) 0.76 (1.08)	Private (27%)
Hearing	22/50	11/26	4/6	0 (0-4) 0.78 (1.10)	Secondary care (24%) Private (24%)
Foot care	21/50	11/26	4/6	0 (0-4) 0.80 (1.16)	Secondary care (32%)
Specialist hospital liaison/support	28/50	13/26	3/6	1 (0-3) 0.71 (0.79)	Secondary care (48%)
End of life care	33/50	15/26	4/6	1 (0-6) 1.65 (1.89)	Secondary care (51%)

*out of 82, although respondents could select more than one option

Table 3. Community dementia support services commissioned

	CCG	LA	UNCLEAR	N providers (median (range))	MOST COMMONLY PROVIDED BY (%)*
INFORMATION AND ADVICE SERVICES					
Post-diagnostic counselling	41/50	19/26	6/6	1 (0-4) 1.22 (0.89)	Voluntary sector (48%)
Dementia adviser/navigator	46/50	25/26	6/6	1 (0-3) 1.29 (0.76)	Voluntary sector (66%)
Memory/dementia cafes	45/50	23/26	5/6	1 (0-6) 1.35 (0.94)	Voluntary sector (70%)
Drop-ins	31/50	19/26	4/6	1 (0-4) 1.09 (0.98)	Voluntary sector (57%)
Telephone lines	38/50	23/26	4/6	1 (0-5) 1.11 (0.96)	Voluntary sector (62%)
Online resources	39/50	23/26	6/6	1 (0-6) 1.44 (1.21)	Voluntary sector (60%)
Advocacy	38/50	23/26	4/6	1 (0-4) 1.07 (0.75)	Voluntary sector (59%)
Welfare benefits or legal advice	41/50	23/26	6/6	1 (0-5) 1.34 (0.83)	Voluntary sector (68%)
Information on transitions (e.g. Moving to a care home)	33/50	18/26	6/6	1 (0-5) 1.01 (0.95)	Local authority (38%)
CARER SUPPORT					
Carer assessment	48/50	25/26	5/6	1 (0-4) 1.40 (0.70)	Local authority (72%)
Post-diagnostic carer courses	39/50	21/26	4/6	1 (0-3) 1.10 (0.80)	Voluntary sector (54%)
Carer groups	41/50	24/26	5/6	1 (0-5) 1.46 (0.98)	Voluntary sector (79%)
Carer counselling/ psychotherapy	31/50	21/26	5/6	1 (0-5) 0.98 (0.87)	Voluntary sector (34%)

Telephone helplines (advice / support)	38/50	22/26	3/6	1 (0-5) 1.30 (1.17)	Voluntary sector (61%)
Online carer resources	33/50	22/26	5/6	1 (0-5) 1.46 (1.42)	Voluntary sector (63%)
Respite	34/50	20/26	5/6	1 (0-3) 1.09 (0.92)	Local authority (51%)
ACTIVITIES AND SOCIAL SUPPORT					
Dementia peer support groups	39/50	23/26	5/6	1 (0-6) 1.42 (1.11)	Voluntary sector (74%)
Dementia activity groups (e.g. Singing, tea dances, lunch clubs)	44/50	25/26	5/6	1 (0-5) 1.61 (1.07)	Voluntary sector (80%)
Day centres	41/50	23/26	5/6	1.5 (0-4) 1.61 (1.14)	Local authority (56%) Voluntary sector (56%)
Involvement/user groups	32/50	18/26	4/6	1 (0-4) 1.18 (1.12)	Voluntary sector (50%)
Creative arts therapies e.g. Music, art groups	40/50	23/26	4/6	1 (0-4) 1.43 (1.07)	Voluntary sector (65%)
SAFE AND SUPPORTIVE LIVING					
Dementia friendly libraries	26/50	17/26	3/6	1 (0-3) 0.76 (0.82)	Local authority (50%)
Dementia friendly leisure centres	18/50	11/26	4/6	0 (0-4) 0.65 (0.95)	Local authority (33%)
Adaptations / equipment	29/50	20/26	5/6	1 (0-4) 1.09 (1.15)	Local authority (63%)
Supported independent living	26/50	19/26	4/6	1 (0-4) 1.23 (1.35)	Local authority (57%)
Care homes without nursing	34/50	22/26	5/6	1 (0-3) 1.26 (1.02)	Local authority (56%)
Care homes with nursing	33/50	21/26	5/6	1 (0-4) 1.27 (1.14)	Local authority (54%)

Hospices	26/50	18/26	4/6	1 (0-4) 0.88 (0.93)	Voluntary sector (27%)
Dementia friends	40/50	22/26	5/6	2 (0-6) 2.34 (2.09)	Voluntary sector (61%)

*out of 82, although respondents could select more than one option

Journal of Integrated Care

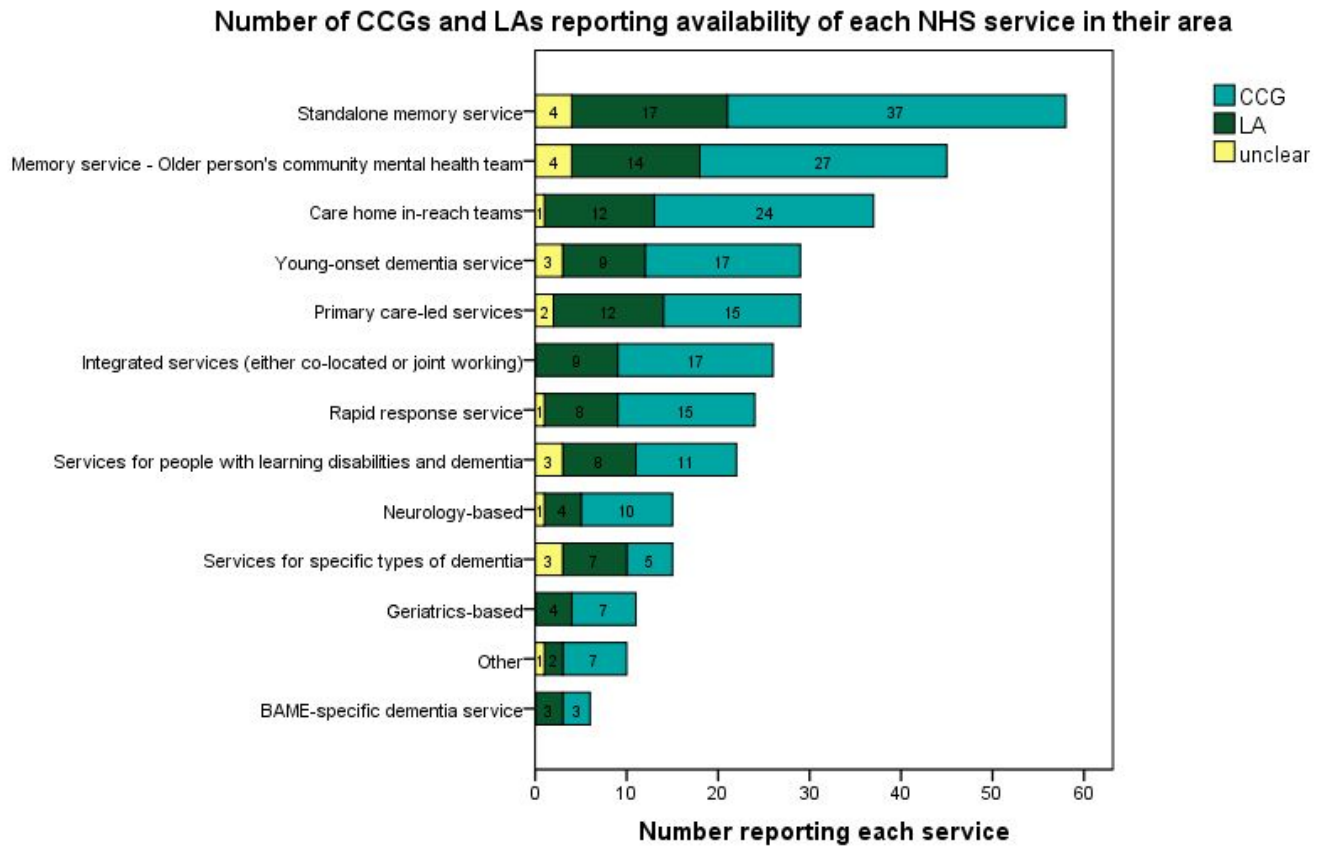


Figure 1 CCGs and LAs reporting availability of each type of NHS service in their area

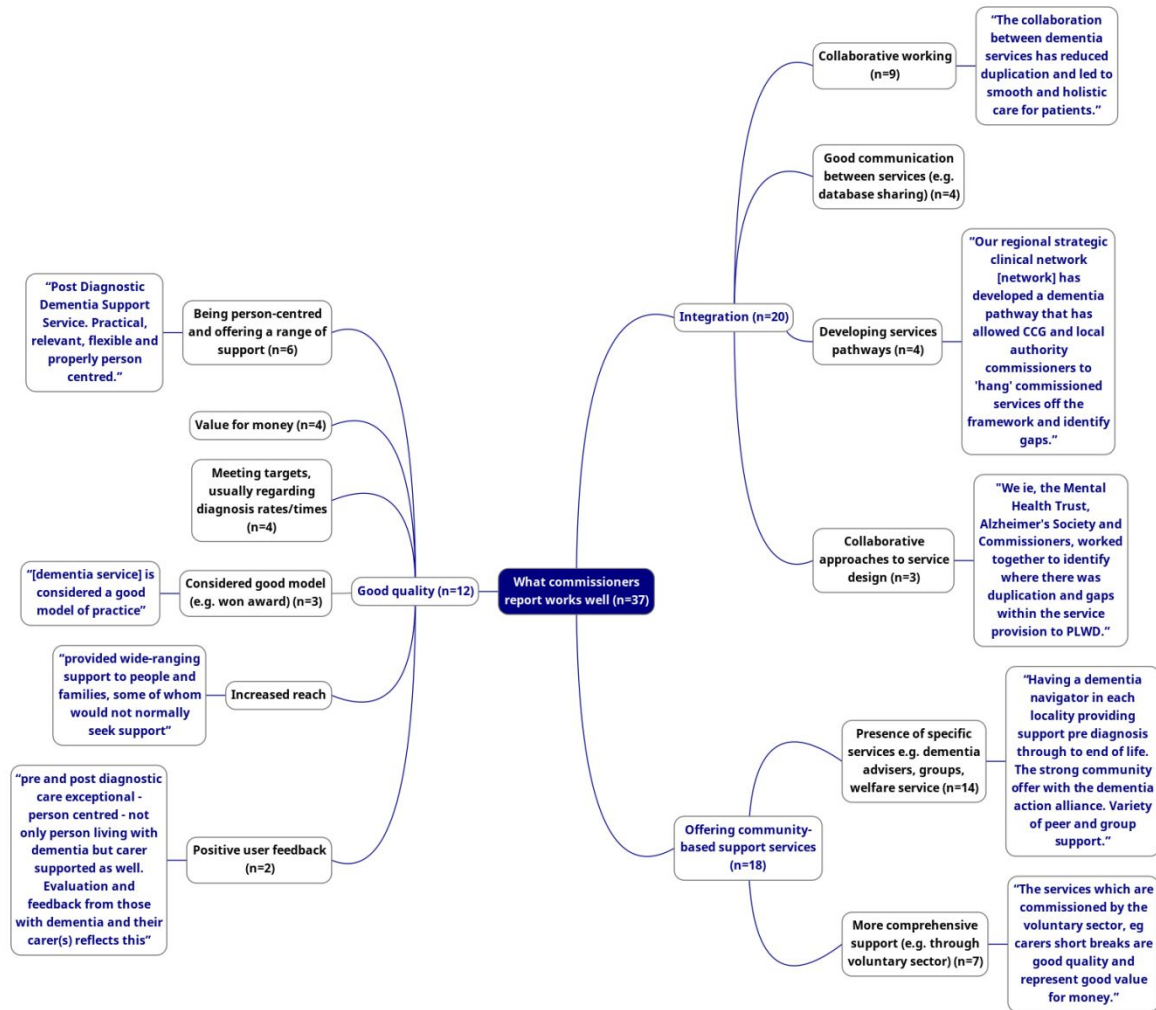


Figure 2. Commissioners' responses as to what worked well in their services

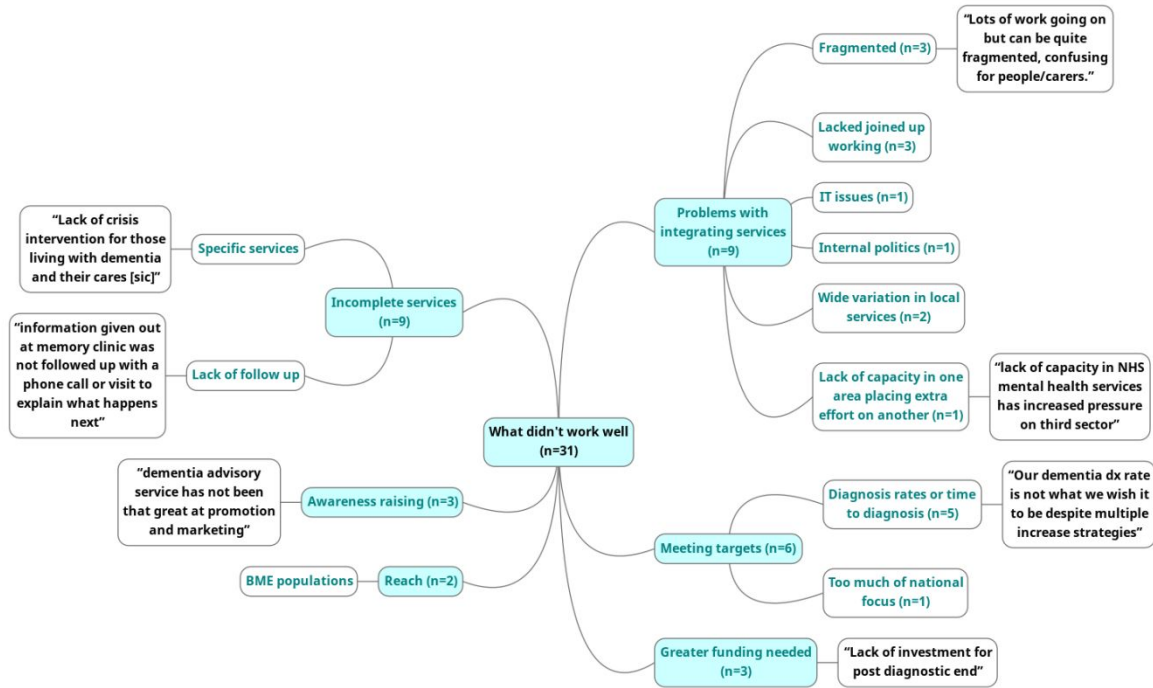


Figure 3. Commissioners' reports of what is not working well

Mapping dementia care after diagnosis in England: an e-survey

Thank you for your interest in this survey, which is being carried out by University College London. It is funded by the Alzheimer's Society.

Post-diagnostic dementia services across the UK are highly varied in how they are delivered. It is not clear which service models may offer the most effective and sustainable care for persons with dementia and their carers. We are surveying people who commission any service(s) related to **supporting people with dementia at any stage after diagnosis** (but not assessment and diagnostic services) across England.

We want to understand how these services are being delivered, who by, how this fits with current policy and what is working well in practice.

This survey is part of a larger project, PriDem (please see website here) led by Newcastle University, which is exploring the best way to deliver effective and sustainable primary care-led models of care after a dementia diagnosis. However we are interested in all types of care provided after diagnosis in this survey.

The survey should take approximately 10-15min. You can save it and return to complete it later if necessary. The survey has been reviewed by UCL Ethics Committee (ref 14097/001). If you would like to read further information about the survey and how your data will be used, please click here. You can also contact the Research Associate, Dr Rachael Frost, on rachael.frost@ucl.ac.uk or 0207 830 2881.

Otherwise, if you are happy to take part in this survey, please click the Start button below.

1 Thank you for completing this survey. Please complete as many questions as it is possible for you
2 to answer. If you do not have the information to hand to answer a question, please leave it blank.
3
4 Please note we are interested in **all services you provide as part of care after diagnosis** for a
5 person with dementia and/or their carer(s), but **we are not interested in assessment and**
6 **diagnostic services.**
7

8
9 **Q1: What is your job title or role in relation to dementia commissioning?**

10
11
12
13
14

15
16
17
18
19 **Q2: Which Clinical Commissioning Group, Local Authority and locality are you based in?**

20
21
22
23
24

Journal of Integrated Care

Dementia services in your area

Q3: Approximately how many people with dementia are there in your area?

Q4: Are your dementia services jointly commissioned?

- Yes
 No
 Don't know

If so, with whom?

Q5: Which of the following NHS dementia service(s) are you aware of in your local area?

- Primary care-led
 Memory service: standalone
 Memory service: older person's community health team
 Integrated services (either co-located or joint working)
 Geriatrics-based
 Neurology-based
 Rapid response service
 Young-onset dementia service
 BAME-specific dementia service
 Care home in-reach teams
 Services for specific types of dementia
 Services for people with learning disabilities and dementia
 Other

If you have chosen "other", please specify:

Q6: Which of the following dementia information and advice services are provided in your area? Please specify who provides the service (leave the row blank if the service is not being provided in your area or you are unsure).

	NHS - Primary care	NHS - Secondary care	Local authority	Third sector	Non-commissioned (e.g. community initiatives)	Private
Post diagnostic counselling	<input type="checkbox"/>	<input type="checkbox"/>	<input type="checkbox"/>	<input type="checkbox"/>	<input type="checkbox"/>	<input type="checkbox"/>
Dementia adviser/navigator	<input type="checkbox"/>	<input type="checkbox"/>	<input type="checkbox"/>	<input type="checkbox"/>	<input type="checkbox"/>	<input type="checkbox"/>
Memory/dementia cafes	<input type="checkbox"/>	<input type="checkbox"/>	<input type="checkbox"/>	<input type="checkbox"/>	<input type="checkbox"/>	<input type="checkbox"/>
Drop-ins	<input type="checkbox"/>	<input type="checkbox"/>	<input type="checkbox"/>	<input type="checkbox"/>	<input type="checkbox"/>	<input type="checkbox"/>
Telephone lines	<input type="checkbox"/>	<input type="checkbox"/>	<input type="checkbox"/>	<input type="checkbox"/>	<input type="checkbox"/>	<input type="checkbox"/>
Online resources	<input type="checkbox"/>	<input type="checkbox"/>	<input type="checkbox"/>	<input type="checkbox"/>	<input type="checkbox"/>	<input type="checkbox"/>
Advocacy	<input type="checkbox"/>	<input type="checkbox"/>	<input type="checkbox"/>	<input type="checkbox"/>	<input type="checkbox"/>	<input type="checkbox"/>
Welfare benefits or legal advice	<input type="checkbox"/>	<input type="checkbox"/>	<input type="checkbox"/>	<input type="checkbox"/>	<input type="checkbox"/>	<input type="checkbox"/>
Information on transitions (e.g. moving to a care home)	<input type="checkbox"/>	<input type="checkbox"/>	<input type="checkbox"/>	<input type="checkbox"/>	<input type="checkbox"/>	<input type="checkbox"/>
<input style="width: 100px; height: 20px;" type="text"/>	<input type="checkbox"/>	<input type="checkbox"/>	<input type="checkbox"/>	<input type="checkbox"/>	<input type="checkbox"/>	<input type="checkbox"/>

Q7: Which of the following carer wellbeing and support services are provided in your area? Please specify who provides the service (leave the row blank if the service is not being provided or you are unsure).

	NHS - Primary care	NHS - Secondary care	Local authority	Third sector	Non-commissioned	Private
Carer assessment	<input type="checkbox"/>	<input type="checkbox"/>	<input type="checkbox"/>	<input type="checkbox"/>	<input type="checkbox"/>	<input type="checkbox"/>
Post-diagnostic carer courses	<input type="checkbox"/>	<input type="checkbox"/>	<input type="checkbox"/>	<input type="checkbox"/>	<input type="checkbox"/>	<input type="checkbox"/>
Carer groups	<input type="checkbox"/>	<input type="checkbox"/>	<input type="checkbox"/>	<input type="checkbox"/>	<input type="checkbox"/>	<input type="checkbox"/>
Carer counselling/psychotherapy	<input type="checkbox"/>	<input type="checkbox"/>	<input type="checkbox"/>	<input type="checkbox"/>	<input type="checkbox"/>	<input type="checkbox"/>
Telephone helplines (advice / support)	<input type="checkbox"/>	<input type="checkbox"/>	<input type="checkbox"/>	<input type="checkbox"/>	<input type="checkbox"/>	<input type="checkbox"/>
Online carer resources	<input type="checkbox"/>	<input type="checkbox"/>	<input type="checkbox"/>	<input type="checkbox"/>	<input type="checkbox"/>	<input type="checkbox"/>
Respite	<input type="checkbox"/>	<input type="checkbox"/>	<input type="checkbox"/>	<input type="checkbox"/>	<input type="checkbox"/>	<input type="checkbox"/>
<input style="width: 100px; height: 20px;" type="text"/>	<input type="checkbox"/>	<input type="checkbox"/>	<input type="checkbox"/>	<input type="checkbox"/>	<input type="checkbox"/>	<input type="checkbox"/>

Q8: Which services to maintain cognitive function and independence in dementia are provided in your area? Please specify who provides the service (leave the row blank if the service is not provided or you are unsure).

	NHS - Primary care	NHS - Secondary care	Local authority	Third sector	Non-commissioned (e.g. community initiatives)	Private
Cognitive stimulation therapy	<input type="checkbox"/>	<input type="checkbox"/>	<input type="checkbox"/>	<input type="checkbox"/>	<input type="checkbox"/>	<input type="checkbox"/>
Cognitive rehabilitation	<input type="checkbox"/>	<input type="checkbox"/>	<input type="checkbox"/>	<input type="checkbox"/>	<input type="checkbox"/>	<input type="checkbox"/>
Occupational therapy	<input type="checkbox"/>	<input type="checkbox"/>	<input type="checkbox"/>	<input type="checkbox"/>	<input type="checkbox"/>	<input type="checkbox"/>
Assistive technology	<input type="checkbox"/>	<input type="checkbox"/>	<input type="checkbox"/>	<input type="checkbox"/>	<input type="checkbox"/>	<input type="checkbox"/>
<input type="text"/>	<input type="checkbox"/>	<input type="checkbox"/>	<input type="checkbox"/>	<input type="checkbox"/>	<input type="checkbox"/>	<input type="checkbox"/>

Q9: Which services for activity and social connection for people with dementia are provided in your area? Please specify who by (leave the row blank if the service is not provided or you are unsure).

	NHS - Primary care	NHS - Secondary care	Local authority	Third sector	Non-commissioned (e.g. community initiatives)	Private
Dementia peer support groups	<input type="checkbox"/>	<input type="checkbox"/>	<input type="checkbox"/>	<input type="checkbox"/>	<input type="checkbox"/>	<input type="checkbox"/>
Dementia activity groups (e.g. singing, tea dances, lunch clubs)	<input type="checkbox"/>	<input type="checkbox"/>	<input type="checkbox"/>	<input type="checkbox"/>	<input type="checkbox"/>	<input type="checkbox"/>
Day centres	<input type="checkbox"/>	<input type="checkbox"/>	<input type="checkbox"/>	<input type="checkbox"/>	<input type="checkbox"/>	<input type="checkbox"/>
Involvement/user groups	<input type="checkbox"/>	<input type="checkbox"/>	<input type="checkbox"/>	<input type="checkbox"/>	<input type="checkbox"/>	<input type="checkbox"/>
Creative arts therapies e.g. music, art groups	<input type="checkbox"/>	<input type="checkbox"/>	<input type="checkbox"/>	<input type="checkbox"/>	<input type="checkbox"/>	<input type="checkbox"/>
<input type="text"/>	<input type="checkbox"/>	<input type="checkbox"/>	<input type="checkbox"/>	<input type="checkbox"/>	<input type="checkbox"/>	<input type="checkbox"/>

Q10: Which services to support the psychological wellbeing of people with dementia are provided in your area? Please specify who provides the service (leave the row blank if the service is not provided or you are unsure).

	NHS - Primary care	NHS - Secondary care	Local authority	Third sector	Non-commissioned (e.g. community initiatives)	Private
Life story work	<input type="checkbox"/>	<input type="checkbox"/>	<input type="checkbox"/>	<input type="checkbox"/>	<input type="checkbox"/>	<input type="checkbox"/>
One page profiles	<input type="checkbox"/>	<input type="checkbox"/>	<input type="checkbox"/>	<input type="checkbox"/>	<input type="checkbox"/>	<input type="checkbox"/>
Reminiscence/reality orientation	<input type="checkbox"/>	<input type="checkbox"/>	<input type="checkbox"/>	<input type="checkbox"/>	<input type="checkbox"/>	<input type="checkbox"/>
Animal assisted therapy	<input type="checkbox"/>	<input type="checkbox"/>	<input type="checkbox"/>	<input type="checkbox"/>	<input type="checkbox"/>	<input type="checkbox"/>
Psychological health review	<input type="checkbox"/>	<input type="checkbox"/>	<input type="checkbox"/>	<input type="checkbox"/>	<input type="checkbox"/>	<input type="checkbox"/>

1	Individual counselling/psychotherapy	<input type="checkbox"/>	<input type="checkbox"/>	<input type="checkbox"/>	<input type="checkbox"/>	<input type="checkbox"/>	<input type="checkbox"/>
2							
3	Group psychotherapy	<input type="checkbox"/>	<input type="checkbox"/>	<input type="checkbox"/>	<input type="checkbox"/>	<input type="checkbox"/>	<input type="checkbox"/>
4							
5							
6	Couples/family/systemic therapy	<input type="checkbox"/>	<input type="checkbox"/>	<input type="checkbox"/>	<input type="checkbox"/>	<input type="checkbox"/>	<input type="checkbox"/>
7							
8							
9	Behavioural interventions	<input type="checkbox"/>	<input type="checkbox"/>	<input type="checkbox"/>	<input type="checkbox"/>	<input type="checkbox"/>	<input type="checkbox"/>
10							
11	<input style="width: 100px; height: 20px;" type="text"/>	<input type="checkbox"/>	<input type="checkbox"/>	<input type="checkbox"/>	<input type="checkbox"/>	<input type="checkbox"/>	<input type="checkbox"/>
12							

Q11: Which services to give people with dementia a safe and supportive living environment are provided in your area? Please specify who provides the service (leave the row blank if the service is not provided or you are unsure).

	NHS - Primary care	NHS - Secondary care	Local authority	Third sector	Non-commissioned (e.g. community initiatives)	Private
23	Dementia friendly libraries	<input type="checkbox"/>	<input type="checkbox"/>	<input type="checkbox"/>	<input type="checkbox"/>	<input type="checkbox"/>
24						
25	Dementia friendly leisure centres	<input type="checkbox"/>	<input type="checkbox"/>	<input type="checkbox"/>	<input type="checkbox"/>	<input type="checkbox"/>
26						
27						
28	Adaptations / equipment	<input type="checkbox"/>	<input type="checkbox"/>	<input type="checkbox"/>	<input type="checkbox"/>	<input type="checkbox"/>
29						
30	Supported independent living	<input type="checkbox"/>	<input type="checkbox"/>	<input type="checkbox"/>	<input type="checkbox"/>	<input type="checkbox"/>
31						
32						
33	Care homes without nursing	<input type="checkbox"/>	<input type="checkbox"/>	<input type="checkbox"/>	<input type="checkbox"/>	<input type="checkbox"/>
34						
35						
36	Care homes with nursing	<input type="checkbox"/>	<input type="checkbox"/>	<input type="checkbox"/>	<input type="checkbox"/>	<input type="checkbox"/>
37						
38	Hospices	<input type="checkbox"/>	<input type="checkbox"/>	<input type="checkbox"/>	<input type="checkbox"/>	<input type="checkbox"/>
39						
40						
41	Dementia friends	<input type="checkbox"/>	<input type="checkbox"/>	<input type="checkbox"/>	<input type="checkbox"/>	<input type="checkbox"/>
42						
43						
44	Challenging behaviour team	<input type="checkbox"/>	<input type="checkbox"/>	<input type="checkbox"/>	<input type="checkbox"/>	<input type="checkbox"/>
45						
46	<input style="width: 100px; height: 20px;" type="text"/>	<input type="checkbox"/>	<input type="checkbox"/>	<input type="checkbox"/>	<input type="checkbox"/>	<input type="checkbox"/>
47						

Q12: Which services are provided locally to help coordinate the care of people with dementia? Please specify who provides the service (leave the row blank if the service is not provided or you are unsure).

	NHS - Primary care	NHS - Secondary care	Local authority	Third sector	Non-commissioned (e.g. community initiatives)	Private
58	Care plan reviews	<input type="checkbox"/>	<input type="checkbox"/>	<input type="checkbox"/>	<input type="checkbox"/>	<input type="checkbox"/>
59						
60	Case manager (providing ongoing support)	<input type="checkbox"/>	<input type="checkbox"/>	<input type="checkbox"/>	<input type="checkbox"/>	<input type="checkbox"/>

1
2
3
4
5
6
7
8
9
10
11
12
13
14
15
16
17
18
19
20
21
22
23
24
25
26
27
28
29
30
31
32
33
34
35
36
37
38
39
40
41
42
43
44
45
46
47
48
49
50
51
52
53
54
55
56
57
58
59
60

Medication reviews	<input type="checkbox"/>	<input type="checkbox"/>	<input type="checkbox"/>	<input type="checkbox"/>	<input type="checkbox"/>	<input type="checkbox"/>
Crisis intervention / management	<input type="checkbox"/>	<input type="checkbox"/>	<input type="checkbox"/>	<input type="checkbox"/>	<input type="checkbox"/>	<input type="checkbox"/>
Advance care planning including Lasting Power of Attorney	<input type="checkbox"/>	<input type="checkbox"/>	<input type="checkbox"/>	<input type="checkbox"/>	<input type="checkbox"/>	<input type="checkbox"/>
<input style="width: 100px; height: 20px;" type="text"/>	<input type="checkbox"/>	<input type="checkbox"/>	<input type="checkbox"/>	<input type="checkbox"/>	<input type="checkbox"/>	<input type="checkbox"/>

Q13: Which dementia-specific physical health services are provided in your area? Please specify who provides the service (leave the line blank if the service is not provided or you are unsure).

	NHS - Primary care	NHS - Secondary care	Local authority	Third sector	Non-commissioned (e.g. community initiatives)	Private
Physical health reviews	<input type="checkbox"/>	<input type="checkbox"/>	<input type="checkbox"/>	<input type="checkbox"/>	<input type="checkbox"/>	<input type="checkbox"/>
Mobility/falls services	<input type="checkbox"/>	<input type="checkbox"/>	<input type="checkbox"/>	<input type="checkbox"/>	<input type="checkbox"/>	<input type="checkbox"/>
Exercise classes	<input type="checkbox"/>	<input type="checkbox"/>	<input type="checkbox"/>	<input type="checkbox"/>	<input type="checkbox"/>	<input type="checkbox"/>
Nutrition	<input type="checkbox"/>	<input type="checkbox"/>	<input type="checkbox"/>	<input type="checkbox"/>	<input type="checkbox"/>	<input type="checkbox"/>
Dental care	<input type="checkbox"/>	<input type="checkbox"/>	<input type="checkbox"/>	<input type="checkbox"/>	<input type="checkbox"/>	<input type="checkbox"/>
Vision	<input type="checkbox"/>	<input type="checkbox"/>	<input type="checkbox"/>	<input type="checkbox"/>	<input type="checkbox"/>	<input type="checkbox"/>
Hearing	<input type="checkbox"/>	<input type="checkbox"/>	<input type="checkbox"/>	<input type="checkbox"/>	<input type="checkbox"/>	<input type="checkbox"/>
Foot care	<input type="checkbox"/>	<input type="checkbox"/>	<input type="checkbox"/>	<input type="checkbox"/>	<input type="checkbox"/>	<input type="checkbox"/>
Specialist hospital liaison/support	<input type="checkbox"/>	<input type="checkbox"/>	<input type="checkbox"/>	<input type="checkbox"/>	<input type="checkbox"/>	<input type="checkbox"/>
End of life care	<input type="checkbox"/>	<input type="checkbox"/>	<input type="checkbox"/>	<input type="checkbox"/>	<input type="checkbox"/>	<input type="checkbox"/>
<input style="width: 100px; height: 20px;" type="text"/>		<input type="checkbox"/>	<input type="checkbox"/>	<input type="checkbox"/>	<input type="checkbox"/>	<input type="checkbox"/>

Working with other services

Q14: How closely does the service(s) you commission collaborate with other dementia services being delivered in your area?

- Signposting/referrals between services
- Staff from one service occasionally attend meetings or provide support for another service
- Joint delivery of some services, initiatives or events
- Local network of dementia services

- We do not collaborate
- Other

1
2
3
4
5
6
7
8
9
10
11
12
13
14
15
16
17
18
19
20
21
22
23
24
25
26
27
28
29
30
31
32
33
34
35
36
37
38
39
40
41
42
43
44
45
46
47
48
49
50
51
52
53
54
55
56
57
58
59
60

If you have chosen "other", please specify:

Journal of Integrated Care

Involvement of people with dementia and carers

Q15: Who was involved in designing or choosing the services you commission?

- People with dementia Carers Dementia charity None of the above
 Don't know Other

If you have chosen "other", please specify:

Q16: Who is involved in oversight or evaluation of the services you commission?

- People with dementia Carers Dementia charity None of the above
 Don't know Other

If you have chosen "other", please specify:

Targets

1
2
3
4
5
6
7
8
9
10
11
12
13
14
15
16
17
18
19
20
21
22
23
24
25
26
27
28
29
30
31
32
33
34
35
36
37
38
39
40
41
42
43
44
45
46
47
48
49
50
51
52
53
54
55
56
57
58
59
60

Q17: What are the key targets or performance indicators for the service(s) you commission?

Q18: Which of these have been met in the last year?

Q19: Which of these have not been met in the last year?

Journal of Integrated Care

Evaluation

1
2
3
4
5 **Q20: Have you carried out any work to evaluate the dementia service(s) you commission?**

6
7 Yes No

8
9
10 If yes, please provide a link to a report if available or your email address if you are happy for us to contact you for further
11 information

12
13
14
15
16
17
18

19
20
21
22
23 **Q21: What, in your opinion, has worked well in the dementia service(s) you commission and why?**

24
25
26
27
28
29
30

31
32
33
34
35 **Q22: What, in your opinion, has not worked well in the dementia service(s) you commission and why?**

36
37
38
39
40
41
42

43
44
45
46
47 **Q23: In an ideal world, how would you change the dementia service(s) you currently commission?**

48
49
50
51
52
53
54

1
2
3
4
5
6
7
8
9
10
11
12
13
14
15
16
17
18
19
20
21
22
23
24
25
26
27
28
29
30
31
32
33
34
35
36
37
38
39
40
41
42
43
44
45
46
47
48
49
50
51
52
53
54
55
56
57
58
59
60

Q24: What is the approximate total budget for dementia services in your area/locality per annum?

- Unsure Do not want to disclose £

If you have chosen "other", please specify:

Journal of Integrated Care

Future service plans

Q25: Do you plan to change any of your dementia service(s) in the next five years?

Yes No

If yes, how?

Q26: What is the reason for this change?

Journal of Integrated Care

